

# ANNUAL REPORT



**"Providing successful development through  
opportunity, participation, competition and coaching"**

## **2018-2019 SEASON**

**BNJCA – our 22<sup>nd</sup> year**

**(Zone 1 and Zone 2 merged to become Brisbane North Junior Cricket Association in 1998.  
Under the banner of Toombul Junior Cricket Group, junior cricket fixtures commenced  
on Brisbane's North side in 1972.)**

## TABLE OF CONTENTS

AGM Agenda	2
Office bearers	2
Management Committee	3
Affiliated clubs	3
Life Members	3
Past Committees	4
Attendance at Management Meetings	4
Attendance at Delegate Meetings	4
President's report	5
Draw Committee report	6
Treasurer's report	6
Player fees and Club Affiliation fees	6
Grant Committee report	7
Clothing and Equipment Co-ordinator's report	7
Grounds Co-ordinator report	7
Director of Girls Cricket report	8
Director of Coaching report	9
Life member	10
Special Awards	12
Minutes of 2018 AGM	16
Annual Accounts and Audit Report 2018-2019	18

### Honour Boards

BNJCA players achieving First Class or International level	24
Spirit of Cricket Award	25
BNJCA State Championship results	26
BNJCA State Championship teams	26
BNJCA Development teams results	27
BNJCA Development teams	27
Female U13 State Challenge winners	28
U14 State Challenge winners	29
Photos Representative teams	30
The Ian Healy Cup	36

### Competition results and awards

Reevesie Cup Competition Results and performances	37
Anstey La Frantz Competition Results and performances	39
Champion Player winners	41
Major trophy premierships winners	42
Pre-Xmas Premiership winners & points	43
Post-Xmas Premiership winners & points	47
Pre-Xmas Individual Awards based on statistics	49
Post-Xmas Individual Awards based on statistics	50
Honour boards (Centuries, hat-tricks, 5 fors)	51
Top Performers – Individual players	53

# BNJCA ANNUAL GENERAL MEETING 2019

South Pine Sports Association building, Brendale  
Monday 26<sup>th</sup> August, 2019 at 7.00 pm

## AGENDA

President welcomes delegates and declares the meeting open

- Apologies
- Previous year's Minutes
- President's Report
- Treasurer's Report
- Draw Committee's Report
- Notices of Motion
- Election of Office Bearers
  - (a) Patron
  - (b) President
  - (c) Vice-President
  - (d) Secretary
  - (e) Treasurer
  - (f) Committee
- Appointment of Director of Coaching – Male & Female
- Appointment of Auditors
- Affiliation fee for 2019-2020

---

## OFFICE BEARERS 2018-2019

PATRON:	Keith Dudgeon
PRESIDENT:	Ian Reeves
VICE-PRESIDENT:	John Powell
SECRETARY:	Bruce Boland
TREASURER:	Tony Bath
COMMITTEE PERSONS:	Robert Bailey
	Steve Casey
	Richard Clay
	Michael Gregory
	Laurie Hallam
	Ian Rushton
DIRECTOR OF COACHING	Aaron Mills
MYCRICKET Co-ordinator	Ian Rushton
ANSTEY- LA FRANTZ SHIELD Co-ordinator:	John Powell
REEVESIE CUP Co-ordinator	John Powell
CHAIRMAN, RULES SUB-COMMITTEE:	Geoff Cowles
CHAIRMAN, DRAW SUB-COMMITTEE:	Bruce Boland
U12 IAN HEALY CUP Co-ordinator	Steve Casey

## Brisbane North Junior Cricket Association Management Committee 2018-2019



**Back Row L to R:** Richard Clay, Tony Bath, Steve Casey, Ian Rushton, Robert Bailey  
**Front Row L to R:** Laurie Hallam, Bruce Boland, John Powell, Ian Reeves, Michael Gregory, Aaron Mills

### AFFILIATED CLUBS

ALBANY CREEK CRICKET CLUB  
BURPENGARY CRICKET CLUB  
EVERTON DISTRICT CRICKET CLUB  
FERNY DISTRICT CRICKET CLUB  
MARIST COLLEGE ASHGROVE  
PINE RIVERS JUNIOR CRICKET CLUB  
REDCLIFFE CITY JUNIOR CRICKET CLUB  
SANDGATE-REDCLIFFE JUNIOR CRICKET CLUB  
ST. PATRICKS COLLEGE  
ST. PAULS SCHOOL  
THE LAKES CRICKET CLUB  
TOOMBUL DISTRICT CRICKET CLUB  
VALLEY DISTRICT CRICKET CLUB  
WILSTON-NORTH JUNIOR CRICKET CLUB



### LIFE MEMBERS

Life Membership awarded by BNJCA

SHANE MILLS	2019
TONY BATH	2017
JOHN POWELL	2016
KEITH DUDGEON	2014
STEVE CASEY	2013
MICHAEL SKINNER	2009
MICHAEL MAINHARDT	2008
DAVID PHILP	2007
BRYAN HESSEY *	2006
BRUCE BOLAND	2005
CECIL ANSTEY OAM *	2004
BASIL WRIGHT	2003
IAN REEVES OAM	2002
ERROLD LA FRANTZ MBE *	2001

Life Membership awarded prior to the inception of  
Brisbane North Junior Cricket Association Inc. and  
recognised as Life Membership of BNJCA Inc.:

RAY WONNACOTT*	1994 (BRISBANE NORTH EAST)
JOHN MANSON	1994 (VALLEYS-NORTHS)
GLYN NETTO	1993 (VALLEYS-NORTHS)
DAVID WALKER	1992 (VALLEYS-NORTHS)
ROGER HARRIS*	1991 (VALLEYS-NORTHS)
RAE FINLAYSON	1990 (VALLEYS-NORTHS)
ADRIAN PETRIE	1989 (VALLEYS-NORTHS)

\* DECEASED

## Brisbane North Junior Cricket Association PAST COMMITTEES since the merger of Zones in 1998

YEAR	PATRON	PRESIDENT	VICE PRESIDENT	SECRETARY	TREASURER	COMMITTEE	COMMITTEE	COMMITTEE	COMMITTEE	COMMITTEE	COMMITTEE	Director of Coaching
1998-1999	Vacant	Graeme Honour	Malcom Ross	Ray Wonnacott	Tan Forster	Michael Nettle	Glyn Netto	Ed Perry				
1999-2000	Neil Roberts MHR	Chris Keating	Kenneth Hunt	Ray Wonnacott	Ed Perry	Michael Nettle	Glyn Netto	Gary Madden				
2000-2001	Neil Roberts MHR	Basil Wright	Ray Wonnacott	Mark Johnstone	Ed Perry	Chris Keating	Glyn Netto	Michael Nettle				
2001-2002	Neil Roberts MHR	Basil Wright	Kenneth Hunt	Ray Wonnacott	Ed Perry	Chris Keating	Glyn Netto	Mark Johnstone				
2002-2003	Neil Roberts MHR	Basil Wright	Tan Reeves	Ray Wonnacott	Bryan Hessey	Ken Robertson	Glyn Netto	Mark Johnstone				
2003-2004	Neil Roberts MHR	Basil Wright	Tan Reeves	Ray Wonnacott	Bryan Hessey	Scott Noble	Glyn Netto	Mark Johnstone				
2004-2005	Ernold La Frantz MBE	Basil Wright	Tan Reeves	Ray Wonnacott	Bryan Hessey	Scott Noble	Glyn Netto	Greg Milne				
2005-2006	Ernold La Frantz MBE	Basil Wright	Tan Reeves	Ray Wonnacott	Greg Milne	Scott Noble	Glyn Netto	Mark Buglar				
2006-2007	Ernold La Frantz MBE	Tan Reeves	Greg Milne	Ray Wonnacott	Michael Skinner	Scott Noble	Glyn Netto	Bruce Boland				
2007-2008	Ernold La Frantz MBE	Tan Reeves	Bruce Boland	Ray Wonnacott	Michael Skinner	Gary Somerville	Glyn Netto	Roger Narracott				
2008-2009	Ernold La Frantz MBE	Tan Reeves	Bruce Boland	Ray Wonnacott	Michael Skinner	Gary Somerville	Glyn Netto	David Kerr				
2009-2010	Ernold La Frantz MBE	Tan Reeves	Bruce Boland	Ray Wonnacott	Michael Skinner	Gary Somerville	Glyn Netto	David Kerr				
2010-2011	Ernold La Frantz MBE	Tan Reeves	Bruce Boland	Ray Wonnacott	Michael Skinner	Gary Somerville	Glyn Netto	David Kerr				
2011-2012	Ernold La Frantz MBE	Tan Reeves	Bruce Boland	Ray Wonnacott	Gary Somerville	Tony Bath	Glyn Netto	Paula Amp				
2012-2013	Ernold La Frantz MBE	Tan Reeves	John Powell	Bruce Boland	Ray Wonnacott	Tony Bath	Glyn Netto	Gary Somerville				
2013-2014	Ernold La Frantz MBE	Tan Reeves	John Powell	Bruce Boland	Gary Somerville	Tony Bath	Glyn Netto	Ian Rushton				
2014-2015	Keith Dudgeon	Tan Reeves OAM	John Powell	Bruce Boland	Allan Deacon	Tony Bath	Glyn Netto	Ian Rushton				
2015-2016	Keith Dudgeon	Tan Reeves OAM	John Powell	Bruce Boland	Allan Deacon	Tony Bath	Glyn Netto	Ian Rushton				
2016-2017	Keith Dudgeon	Tan Reeves OAM	John Powell	Bruce Boland	Tony Bath	Steve Casey	Glyn Netto	Ian Rushton				
2017-2018	Keith Dudgeon	Tan Reeves OAM	John Powell	Bruce Boland	Tony Bath	Steve Casey	Laurie Hallam	Ian Rushton				
2018-2019	Keith Dudgeon	Tan Reeves OAM	John Powell	Bruce Boland	Tony Bath	Steve Casey	Laurie Hallam	Ian Rushton				

### ATTENDANCE AT 2018-19 MANAGEMENT MEETINGS

The list below shows Management Committee members attendance at the **11** meetings held during the year.

Ian Reeves	<b>11</b>	Bruce Boland	<b>8</b>	Robert Bailey	<b>7</b>	Tony Bath	<b>6</b>	Richard Clay	<b>7</b>	Aaron Mills	<b>7</b>
John Powell	<b>8</b>	Steve Casey	<b>7</b>	Laurie Hallam	<b>10</b>	Ian Rushton	<b>7</b>	Michael Gregory	<b>11</b>		

### ATTENDANCE AT 2018-19 DELEGATE MEETINGS

All affiliated clubs are entitled to have 2 delegates at a meeting. Qld Cricket are invited to attend all meetings.

The list below shows Committee members and clubs who were represented by at least 1 Delegate at the **8** meetings held during the year.

President	<b>8</b>	Committee MG	<b>7</b>	Qld Cricket reps	<b>7</b>	Marist College	<b>0</b>	St. Paul's School	<b>5</b>
Vice President	<b>6</b>	Committee RB	<b>5</b>	Albany Creek CC	<b>7</b>	Pine Rivers CC	<b>2</b>	The Lakes CC	<b>7</b>
Secretary	<b>8</b>	Committee RC	<b>8</b>	Burpengary CC	<b>7</b>	Redcliffe City Cyclones	<b>8</b>	Toombul DCC	<b>8</b>
Treasurer	<b>5</b>	Committee SC	<b>7</b>	Everton Comets	<b>7</b>	Sandgate-Redcliffe	<b>5</b>	Valleys DCC	<b>7</b>
Committee IR	<b>8</b>	Director of Coaching	<b>6</b>	Ferry Fireballs	<b>7</b>	St. Patrick's College	<b>2</b>	Wilston-Norths	<b>6</b>
Committee LH	<b>6</b>								



## President's 2018-19 report

How Junior sport has changed over the years. Having been involved in Junior Sport for some 42 years and President of the Association for the past 13 years and Secretary of Queensland Junior Cricket for 18 years one has seen many changes over this period. Nowadays the overseeing cricket body is just like being involved in a big corporate business in the day to day running of the Association. Well and truly gone are the days of placing youngsters into teams and enabling them to play against each other in their competitive games.

You have liability insurance, health and safety, racial vilification, lease documents for council grounds, permission forms for use of school ovals, playing rules for each age group, rules for modified and participation cricket games, selection policies for Representative teams, a Web Site, Twitter and Facebook and the Cricket Australia run MyCricket Data Base and the list goes on. You need to have the committee structured so that committee people are responsible for various portfolios. You need to have policies and procedures in place for every aspect of running the Association. We are very fortunate we have all those policies and procedures in place. Not only do we need all these things in place, you also need a numerous number of volunteers to ensure the successful operation of the Association. It is not just about having meetings during the season, it is about all year-round meetings so that during the off season you can plan and notify affiliated clubs of changes to playing rules and other aspects of administration.

To all those volunteers of BNJCA Management Committee and in the Affiliated Clubs thank you for all your support in enabling the budding young cricketers the opportunity to play their games.

However, it is the future of the game of cricket that I am concerned about. There are three aspects that are of concern; available facilities, the cost to play the games and where are the volunteers coming from? The game has certainly changed over the years, not only at the top with the introduction of T20 games and 50 over games whilst still retaining the Test matches.

The world is such, that a lot of people do not have a lot of free time, life has certainly become a fast pace. Consequently, attracting young girls and boys to play the game is becoming more difficult because of the time required to play a game. There are many modified versions of the game in place that take less time to play in an attempt to attract youngsters. Although these modified games are in place, there is still a requirement for a parent to be the driver, to get players back and forwards to the venues to play.

Available facilities – the population is increasing and more housing estates are being developed and popping up but the developers are not allowing for green space in their development for people to be able to play our ball sports. This is pertinent to all our outdoor sports, football, hockey, athletics, cricket.

This, to me, is a huge concern, as what is going to happen to our social lives when we do not have these areas provided for our sporting clubs. At the moment there is an increasing concern about obesity and social behaviour. What future does it hold?

Another huge concern is expense. Like everything else in this world, it is becoming more expensive to participate and, in the future, not every family will have the income to continue to pay for their children to be a part of sport. The overheads to enable ball sports to be undertaken will eventually become a user pay system and then our sports will only be for those that can afford it.

Finally, more and more it is becoming difficult to get volunteers to put their hands up to assist in the overall running of the sports. If people give of their time, they want some recompense. You may think this is a very negative report or a biased slant on what to expect in the future. I am only being a realist here and I really do hope my thoughts for the future are completely incorrect and that Australia remains a country full of sport participation people.

The report for last season 2018-2019 in which we again operated successfully due to the fantastic current volunteer base throughout the management committee and affiliated clubs. We introduced the Cricket Australia modified rules game into the Association for Under 11s, and our Girls program is getting stronger and stronger with more girls being attracted to the game. Our Representative trial games in both the Under 13 Reevesie Cup (winners 2018 Heat coached by Blake Wrigley) and the Under 14 Anstey / La Frantz Shield (winners 2018, Bushrangers coached by Mark Redmond) in October are games that are becoming more popular with our players striving for selection in these competitions. Our Under 13 Development team coached by Richard Clay won the Les Kinnane Memorial Carnival held in Ipswich in January. The Under 14 team coached by Bryan Hadden and the Under 15 Team coached by Col Wade won the Queensland Cricket State Challenge competitions and we had several of our girls in the combined City Fever team coached by Tony Dudgeon, that won the Under 13 Girls Queensland Cricket State Challenge.

Congratulations to our newest Life Member Shane Mills from Everton Comets, an award justly deserved.

Finally, in closing I say, once again, thank you to all our volunteers throughout the Association for making 2018-2019 a successful season.

**Ian Reeves OAM (Reevesie)**

**President**

**BRISBANE NORTH JUNIOR CRICKET ASSOCIATION**

## Draw Committee 2018-19 report



Clubs affiliated with BN dropped from 16 to 14 for this year, with Bald Hills/Lawnton Lions club winding up and Ambrose Treacy College deciding to move back to Metropolitan West Zone, which is far closer for them for travel. Unfortunately, in addition, the Pine Rivers Junior club were unable to field any junior teams this year, however we hope that with a new committee and administration, that the club will be back with junior teams next season.

The above reduction resulted in a drop of 26 teams however, we still managed to increase overall team numbers from 327 last year to 350 this year. The team number increase was attributable to introducing the new Cricket Australia Stage 1 Junior format in Under 10 and Under 11 which lowered players in a team from 11 to 7, resulting in more teams in those age groups. The new format cricket also reduced the time for a game to 2 hours and consequently we were able to organise 2 games on an oval in the morning by starting these games a little bit earlier and easing the pressure of oval availability.

We had our second full year of all-girls competitions with 20 teams participating in Pre-Xmas & 22 in Post-Xmas competitions. This was again the result of a lot of hard work by Robert Bailey at BNJCA however, we now need officials at clubs to start to look at girls' competitions in the same way as the boys and get the girls teams organised before the season commences and to start to actively promote girls' cricket in their areas.

We lost our first game of the season to rain on Saturday 13 October 2018 and a number of games were washed out at various locations in late October.

Thank you to the many state schools who allowed us to use their grounds during the season. I would also like to express our appreciation for the continuing support from the Brisbane City Council, Moreton Bay Regional Council, the Warehouse Cricket Association, District Cricket Clubs north of the river and a number of private schools who all make ovals available for us to use. BNJCA could not operate such a large competition without their assistance.

Finally, thanks to Bruce Boland, Steve Casey and Robert Bailey for their Draw assistance, Richard Clay for organising school ground approvals this year, Geoff Cowles for his input and drafting of the Rules, Ian Rushton for MyCricket support and my fellow committee members for their tolerance during the year.

**Laurie Hallam,  
Draw Committee**

---

## Treasurer's 2018-19 report



The association continues to grow and provide opportunities for young cricketers to play the game we all love. We have continued to be prudent by trying to plan for things like ground costs, expansion of girl's cricket and the on-going Kalinga Park base.

Changes to the way Queensland cricket state championships are run have also placed more importance on how we operate as an association. This was due to the loss of income based on hosting Championships, but with the assistance of government grants we have been able to promote the game more and expand at the same time, recording a surplus of \$16,963.

Net assets last year were \$288,515, this year that has grown to \$304,026. This puts us in a strong position to overcome issues that our clubs face that are associated with new pitches and school oval costs as they arise.

## Player Fees & Club Affiliation fees 2018-19

The loss this year of Ambrose Treacy and Bald Hills/Lawnton clubs meant a significant reduction in player fees received. In addition, we had Cricket Australia, with the assistance of Queensland Cricket, introduce and promote the Blaster format games in direct competition with BNJCA's own Super 6 competition for 6 to 9 year olds.

This meant a very significant reduction in player fees being received by BNJCA and a big hit to the bottom line. We therefore have been working with Queensland Cricket to try and alleviate some of these fees issues with an agreement being reached for the start of next season.

The player fees structure and affiliation fee amount for the 2018-19 season was kept the same again and has not increased for the past 7 years. The Saturday player fee was set at \$25 and the Super Six player fee was set at \$17.50 per season/per player. The annual BNJCA club affiliation fee was again set at \$1 per club.

**Tony Bath  
Treasurer**



## Grants Committee 2018-19 report



Each year BNJCA provides grants to affiliated clubs, to assist in bringing new fields into use and ensuring that grounds that are used by the Zone, are kept in a safe and useable condition. The Grants Policy and application form are available for downloading from the website [www.bnjca.org.au](http://www.bnjca.org.au)

Grants approved this year totalled **\$8,609**. The following grants were provided to clubs in 2018-19:

25/07/18	Burpengary State College	Burpengary Cricket Club	\$5,000
22/11/18	Corramulling Park North	Valleys District Cricket Club	\$ 789
10/02/19	South Pine	Albany Creek Cricket Club	\$2,000
18/06/19	Stafford State School	Wilston North Junior Cricket Club	\$820.05

In 2018, the Association successfully applied for a \$10,000 "Growing Cricket for Girls Fund" Grant - \$5,000 per year for 2 years for on-going development and support of girl's cricket to implement and expand Female Cricket in our zone. This year was the 2<sup>nd</sup> year and we received \$5,000 from Cricket Australia

**Bruce Boland**  
Chairman Grants Committee

---

## Clothing and Equipment Co-ordinator's 2018-19 report



The BNJCA continued with its Representative clothing of maroon, gold and blue for the sixth consecutive year. However, this year the style of the playing shirt was modified to a 'panel' design which gave it a more modern look and player numbers were also introduced for all Development teams this year. The travel shorts were also changed to provide zip up pockets and a more stretchy and cooler material used.

We greatly appreciate the support of Keith Dudgeon Sports for supplying the Representative caps, kit bags and back packs and for their sponsorship in providing a supply of match balls to assist with our Rep Player selection processes. Appreciation is also forwarded to Emu Sportswear who supply the playing and travel uniforms in a timely and professional manner.

Our plan is to continue with these suppliers and maintain the current design next season. Queensland Cricket have indicated that they will continue to cover the cost of 'coloured' clothing for the Boys and Girls State Challenge Representative teams next season, which will see us continue to have excess larger sized clothing. Strategies to reduce this stock will be decided in the coming months.

**Michael Gregory**  
Clothing Co-ordinator

---

## Grounds Co-ordinator's 2018-19 report



The introduction of the shorter junior format games for U10-U11 allowing 2 games to be played in the morning on an oval has resulted in better use of ovals and freeing up more ovals.

Kalinga pitches are now being mown by BNJCA contractors instead of BCC and Environmental Services are taking away the grass in large bins. We continue to have pitches vandalised and this puts extra financial burden on clubs and BNJCA.

I wish to thank Valleys and Norths Seniors for the use of their two turf wickets each on Saturday mornings for BNJCA's use pre-Christmas when we desperately need wickets. Also, we thank Warehouse Cricket for use of the two Seventh Brigade Parks on a Saturday morning. The use of Curlew Park, Norths and Everton grounds for Reevesie and ALF competitions is also appreciated.

Cricket Australia has made funds available for new pitches this year. We have been investigating where new pitches are required and with the assistance of Paul Levens from Queensland Cricket, Scarborough, Hercules Road, Undurba and Wilston State Schools are all locked in to get new pitches before the start of the 19-20 season.

We encourage clubs to actively check ovals and greenspace in their area to see if any potential new playing areas can be utilized. If some ovals are currently unable to be used because of their playing surface, please contact Paul Levens at Qld Cricket and talk about what can be done to get them operational again, this includes any schools or parks.

**Richard Clay**  
Grounds Co-ordinator



## Director of Girl's Cricket 2018-19 report



Season 2018-19 saw Brisbane North Junior Cricket Association's Girls Cricket program enter its second full year as the largest Girls Cricket Competition in Australia. The Association not only consolidated its Girls Cricket Competitions but established new club pathways as other clubs joined the competition. The 'Girls Come & Play Programs' and 'Girls January Camps' marketed using the 'Girls Can Be Heroes' jersey continued to attract new girls to the sport. Queensland Cricket's decision to again make the club's principles in the talent pathway paved the way for Brisbane North girls to express themselves at the State Championships with the u13 side going through the tournament undefeated to win the final and the u15's finishing second.

### **Girls Cricket Competition**

The Girls Cricket Competition with u11 and u13 both growing to sustainable 8 team Competitions as they welcomed St Paul's and Toombul. Of note was the formation of u13 teams from Ferny Fireball's, Albany Creek Hawks and Sandgate-Redcliffe as girls consolidated their skills and continued their cricket journey in this older competitive age group. The u15 age group is of critical importance to the growth of Women's cricket as it allows girls to build their skills in preparation for senior cricket. This is especially relevant as there is currently no other Girls pathway in Queensland to nurture Girls through the skills evolution required to make this progression. So, the formation of an 8 team u15 Girls Competition Post Christmas is arguably the most significant achievement of the Associations Girls Program to date. This success has been further demonstrated by several other club's approaching Brisbane North to discuss the potential of our u15 Competition to accept their own Girls teams in season 2019-20.

### **Master Blaster and Super 6 Cricket**

The number of girls participating in Blaster cricket continue across the association with the hope these girls will flow through to the Girls Cricket Competition as a natural part of their cricket journey. Super 6 cricket continued to see strong growth in female participation with Valley District Cricket Club's Girls Super 6 Competition growing as it entered its 2nd year despite losing numbers to the u11 Competition.

### **Girls 'Come & Play' and 'January Camps'**

The Girls 'Come & Play' and 'January Camps' continued for their second year branded by the 'Girls Can Be Heroes' jersey campaign. 250 Girls attended these programs across the summer which is lower than previous season but still a tremendous result in the context of Girls Cricket in general. A glance at the statistics seems to suggest that girls who are already registered players at a club tend not to attend these programs as they already identify as cricketers. This might suggest that the introduction of club-initiated preseasons to keep these girls engaged could be beneficial and based on previous experience timing these to coincide with the Girls 'Come & Play' and 'January Camps' could maximise the impact of both.

### **Building Cultural Links**

It was recognised that strategies needed to be put in place to expand the exposure of cricket to girls from outside of traditional cricket communities. The importance of private school cricket and contribution that it makes to the cricket landscape in the boy's game is enormous. Therefore, plans have been put in place to build girls cricket through school pathways, specifically via the introduction of cricket as a Term 1 sport in the Catholic School Sports Association (CaSSA). Current plans aim to stage a Girls Gala Cricket Competition in August/September of 2019 with the prospect of introducing cricket into the CaSSA system in Term 1 of 2020.

### **Winter Warehouse Competition**

The success of the Brisbane North Junior Cricket Association in supporting the Warehouse Girls Cricket Competition in 2018 continued in 2019 with the continuation of a 4 team u11 Competition. This was further strengthened by 28 girls in the u13, u15 and 'Open' age categories who formed an ad hoc competition with an emphasis on match play focused coaching in order to provide a powerful training experience for this age group.

### **Future Directions**

While Brisbane North Junior Cricket Associations Girls Program is a benchmark for building female participation in cricket Australia wide, there is still much work to be done if the Association is to meet its target of having 1 in 3 of its junior cricketers be female by the year 2023 (1in3by2023). Critical to this aspiration is breaking down the existing paradigm of cricket participation and truly establishing cricket as a sport of choice equally for girls and boys. Based on this theme and the lessons learned this season I would therefore like to propose the following items as targets for 2019-20:

- It has become apparent from the u15 Competition that there needs to be a step in between u15's and the 2nd Grade Competition supported by Premier Cricket. This u17 or 'Opens Competition should be supported by Brisbane North Junior Cricket Association and engage teams from club's and associations across Brisbane and the South East. The aim to provide an appropriate Competition for Girls seeking to progress to Premier but also to provide a level of cricket palatable to the social cricketers who are now emerging through the female ranks;
- The 'Girls Come & Play' and 'Girls January Camps' will enter their third year with the continuation of the 'Girls Can Be Heroes' campaign focused on attracting new girls to play cricket;
- Club's to be encouraged to engage current female players with pre-season programs that should ideally be held in conjunction with the 'Girls Come & Play' and 'Girls January Camps' in order to maximise the impact of both. Essentially these programs would provide a scaffold for the introductory programs and assist with breaking down the perception that cricket is an exclusively boys game by providing older girls as role models in the game;
- The successful completion of a CaSSA Girls Gala Championship in August/September followed by cricket's introduction as a Term 1 sport in 2020.

**Robert Bailey**  
**Girls Cricket Co-ordinator**



## Director of Coaching 2018-19 report

### ***Representative selection system U12 -U14***

The Anstey La Frantz Shield and Reevesie Cup competitions aim to replicate an environment similar to what exists at both representative level and at Senior Grade level. In addition to a stronger level of competition, players are also educated to the standards and etiquette of the game that will be expected of them over the coming years.

The competition is well received by the players with many stepping up to the challenge and providing an excellent opportunity for the selectors to have a look at these players in real game situations.

The balance of talent across the four teams in each competition has proved to be quite good and based on this past experience we have expanded this selection method to encompass U12 players next season under the same format, in a new competition called the Casey Cup.

Listed below are BNJCA players who have been selected in various Representative squads this year:



### ***2018/19 Representative Program***

#### **U18 Female Queensland Academy**

Jessica Bradley  
Kirsten Davey  
Olivia Roche

Julia Cavanough  
Caitlin Mair  
Jemma Savill

#### **U17 Male Queensland Development Squad**

Ethan Bartley  
Toby Snell  
Danny Young

Noah McFadyen  
Aubrey Stockdale

#### **U16 Male Cricket Australia Academy**

Tom Balkin

#### **U14 Male Queensland Academy**

John Joyce  
Hamish McDonald  
Dan Seaton  
Charlie Thomas  
Angus Tolhurst  
Hugh Weibgen

#### **U15 Male Queensland Team**

Tom Balkin  
Ethan Bartley  
Hugh Weibgen

#### **U14 Male Queensland Academy**

Sierra Jeh  
Taylor Hamblin  
Lucinda Bourke

#### **U15 Female Queensland Team**

Julia Cavanough

**U14 Anstey La Frantz Shield** – Results included in the Annual Report

**U13 Reevesie Cup** – Results included in the Annual Report

**Various Age Championships** – Results included in the Annual Report

**Various Age Development Carnivals** – Results included in the Annual Report



### ***2019/20 Representative Program***

#### ***Male***

##### **U12**

76 players attended the Stage 1 selections in February 'Casey Cup' Stage 2 squads selected to play in October

##### **U13**

89 players attended Stage 1 selections in March 'Reevesie Cup' Stage 2 squads selected to play in Oct

#### ***Female***

##### **U13**

21 players nominated for City Fever selections in possibly September

##### **U14**

70 players attended Stage 1 selections in March 'Anstey La Frantz Shield' Stage 2 squads selected to play in October

##### **U15**

47 players attended Stage 1 selections in March

##### **U15**

24 players nominated for City Fever selections in possibly September



## Shane Mills – Life Member 2019



Life Membership for a person is the highest honour an organisation or association can bestow upon a person. It is a way that we can say thank you for all the support and services they have provided over the years.

Shane Mills, from Everton Districts, has been a long-time cricket tragic and in his younger days or some say in his hey-day he was a long-haired demon fast bowler. As you can see like most of us, hair has a tendency to disappear. He is still playing cricket today, however his bowling speed has reduced somewhat, actually I would say considerably.

In the mid-90s Shane joined Everton Districts Cricket Club and not long after that was elected on to the club committee and by 1998 was Club Treasurer, a position which he still holds.

In 1998 he started attending the BNJCA delegate meetings. In 1999 he was elected as the Everton Districts delegate for BNJCA and still is in this role – that is some twenty years.


Since 1999 he has acted as a Coach or mentor of the coaches for many teams at his club, especially the Under 8/9 Teams. Helping teams and parents learn rules and understanding the game, and setting up junior fields at Everton District Club. In 2005 to 2008 he became either the scorer and/or the manager of his son's BNJCA representative teams. In 2006 he started assisting in the selection of BNJCA Under 13 representative teams and currently continues to do so, 13 years on.

His contribution to Brisbane North Junior Cricket has been, and still is immense.

### THAT'S NOT MY JOB!

This is a story about four people named: **Everybody**, **Somebody**, **Anybody** and **Nobody**. There was an important job to be done and **Everybody** was sure that **Somebody** would do it. **Anybody** could have done it, but **Nobody** did it. **Somebody** got angry about that, because it was **Everybody's** job. **Everybody** thought **Anybody** could do it, but **Nobody** realised that **Everybody** wouldn't do it. It ended up that **Everybody** blamed **Somebody** when **Nobody** did what **Anybody** could have done.





**Left:** The first of the BNJCA "Girls Can Be Heroes" jerseys given to 'Come & Play' 2018-19 participants. This exciting and colourful new jersey by Beastwear was issued 'FREE' along with a cap to all Girls who Registered for the Girls 'Come & Play' Programs over August/September 2018 and in January 2019 at the 10 participating clubs across Brisbane North.

**Below:** We also issued 3500 bumper stickers to clubs to promote the target of girls making up 1 in 3 of juniors playing cricket by 2023.



**BRISBANE NORTH JUNIOR CRICKET ASSOCIATION**

# 1 IN 3 BY 2023

[www.BNJCA.ORG.AU](http://www.BNJCA.ORG.AU)



Queensland Government



start playing stay playing

# WINTER WOMEN'S & GIRL'S CRICKET

*Exciting T20 Competitions for players Aged 5 to Adult*

**Venue:** Kalinga Park, Clayfield & 7th Brigade Park, Chermside


**Time:** Fortnightly Sunday Games

**Dates:** 19th May - 18th August


**Cost:** Approx \$15 per game

*Accepting individual and team nominations*

- W1** Women's First Grade Competition
- W2** Women's Second Grade Competition
- G5** Girl's Under 15's Competition
- G13** Girl's Under 13's Competition
- G11** Girl's Under 11's Competition
- S7** Girl's Super 7's Competition



Contact: Robert Bailey: [robert@tasc.net.au](mailto:robert@tasc.net.au) or 0411 222 684 or Laurence Christie: [admin@warehousecricket.org](mailto:admin@warehousecricket.org) or 0415 342 007



**Above:** Winter Women's & Girl's cricket started this year at our Kalinga Park ovals.

## Special Awards and Recognition during the Year



**Left:** Robert Bailey receiving his Lord Mayor's Australia Day Achievement Award from the Lord Mayor Graham Quirk on 24 January 2019.



**Above:** Robert Bailey and family at City Hall as VIP guests at The Lord Mayors Australia Day Citizenship Ceremony. Winners of the Lord Mayors Australia Day Awards were publicly announced.



**Left:** Retired BNJCA Committee member, Glynn Netto, receiving due recognition for his work at Wilston Norths Junior Cricket Club with the naming of cricket nets after him at Norths grounds at Shaw Road.



Robert Bailey attended the 24<sup>th</sup> Annual Queensland Sport Awards evening at the Brisbane Convention & Exhibition Centre, to receive his 2018 Queensland Sport Volunteer finalist award. Robert is a nominee who has made a significant contribution to grassroots cricket with Valley District Cricket Club, Brisbane North Junior Cricket Association (BNJCA), Warehouse Cricket and the Australian Cricket Society.

Under Robert's guidance, BNJCA has led the way for girls' cricket in Queensland, with their 37 teams in 2017-18, up from 16 the previous year, the largest all-girls association in the State.



## Special Awards and Recognition during the Year (cont'd)




Congratulations to Sierra Jeh who was named 'Representative Player of the Year' at the Queensland Cricket Societies Girls Awards.

Season 2018/19 was an enormous year for Sierra representing the Metropolitan North Schools U15 Girls side that missed out on the Grand Final due to a rain affected match in the early rounds

This was followed by selection in the Queensland School Girls side that travelled to compete in the National Championships.

Selection in BNJCA u15 representative side in December led to selection in the u15 City Fever side that went onto dominate the Queensland u13 State Championships.

Tom Balkin, who was today named in the Cricket Australia U15's team. Tom performed strongly with both bat and ball over the past fortnight at the National U15's Championship



Qld Cricket U15 reps Julia Cavanough, Lucy Bourke & Meg Mettam were presented with their representative caps. The girls competed in the U15 National Championships in Canberra Feb 19-27, where Qld came 5th



## Special Awards and Recognition during the Year (cont'd)

### Qld Cricket Volunteer Awards - BNJCA recipients



VOTM October – MARCUSS DEANE EDCC

This is Marcuss' first year as the Everton DCC Junior Coordinator and has already shown great signs that he and the club will continue to grow after a great season last year. Taking on the junior coordinator role for the club is by no means an easy job. Having attended the Community Coach Course earlier this year and then upskilling parents who had no experience with the sport, in the lead up to the season, is a great achievement.

Running the Cricket Blast programs as well as coaching a junior team, not to mention all non-cricket duties in the canteen and around the grounds is a massive effort.



VOTM November - CLINTON KEENAN TLCC

Clinton runs The Lakes Junior Blasters program every Friday night and help set up the Master Blasters Hub Model they run with Redcliffe City CC. If any of the coaches are not available for the Master Blasters teams, he willingly helps that team, so no one is at a disadvantage. He has liaised with all the parents about their Junior Blaster packs and gear as well as the Master Blasters gear. To top it off he also coaches one of the Under 10 teams in the Stage 1 competition on Saturday mornings.



VOTM January – ANGELA SMITH WNJCC

Angela Smith from the Wilston North Junior Cricket Club. Angela has been volunteering for Wilston Norths in various roles since joining the club. Roles including Friday Night Junior Coach Coordinator to Team Manager on a Saturday morning. Angela has also found the time to create systems and procedures for the club, which is a major factor in the club being so successful. Once the teams are organised, Angela will be found in the canteen coordinating more volunteers and providing a very much needed pair of hands for the busy Friday night programs, which is such an essential revenue stream for the Club.



VOTM February – BARRY STEVENSON RCC

Congratulations to Barry Stevenson - groundsman for the Peninsula CC/Redcliffe City Cyclones - on being awarded the Brisbane North Volunteer of the Month for February. Not only has Barry has been preparing and maintaining the pitch and grounds for the seniors for the last 15 years but also makes sure that the Master Blaster wickets are mown, rolled with the heavy roller and marked in the outfield every week. He also gives up his time to help with BBQ's and canteen work for the juniors.



VOTM March – KYLIE STARR SRDCC

Congratulations to Kylie Starr (Registrar from Sandgate Redcliffe Cricket Club) on her Volunteer of the Month award for Brisbane North. Not only is Kylie the registrar, she also helps run the canteen, spending countless hours there on a Friday night as well as taking photos and helping run the Junior and Master Blaster programs. To finish off, every Saturday morning, Kylie helps manage and score for the U11 Kent team.




Junior Volunteer of the Year – JACK DOYLE

Jack has been an U12 Stage 1 selector, Reevesie Cup coach, U13 State Challenge assistant Coach, U15 selector with BCA, a Lord Taverners assistant coach with Sandgate Redcliffe and held various coaching roles at St Pats & Anglican Church Grammar schools. A very worthy Junior Volunteer of the Year recipient.

## BNJCA Volunteer of the Year – KATHY CASEY



Kathy & Steve Casey at the Queensland Cricket Awards Gala 2019 flying the flag for BNJCA and their beloved Albany Creek Hawks. Kathy received the BNJCA Volunteer of the Year award from Queensland Cricket.



# BRISBANE NORTH JUNIOR CRICKET ASSOCIATION

## 2017-18 Annual General Meeting Minutes

Monday 27<sup>th</sup> August 2018

**LOCATION:** AFL Building  
South Pine Sports Complex, Brendale  
**MEETING OPENED:** 7.08pm

### **PRESENT:**

#### **Committee**

Ian Reeves	John Powell	Tony Bath	Bruce Boland
Ian Rushton	Robert Bailey	Richard Clay	Michael Gregory
Steve Casey	Laurie Hallam	Aaron Mills	

#### **Old Cricket**

#### **Clubs**

#### **Albany Creek**

Francois Basson

#### **Burpengary**

David Fielding

#### **Everton**

Nick Thomas

#### **Ferny**

Michael Patton

#### **Marist College**

Shane Mills

#### **Pine Rivers**

Ian Lewis

#### **Redcliffe City**

Marcuss Deane

#### **Sandgate Redcliffe**

Dominic Window

#### **St Patricks**

-

#### **St Pauls**

-

#### **The Lakes**

Darren Wheeler

#### **Toombul**

Ron Chand

#### **Valleys**

Barry Smith

#### **Wilston-Norths**

Simon Green

#### **Visitors**

Kellie Jilani

David Taylor

#### **APOLOGIES:**

Heidi Clark

Kerry Darbyshire

#### **Committee**

Perry Stahmer

Neil Smith

#### **Old Cricket**

#### **Clubs**

#### **Albany Creek**

Bryan Hadden

Jeff Cavanough

#### **Everton**

Keith Dudgeon

Sam Harris

#### **Marist College**

Graham Power

#### **Burpengary**

-

#### **Redcliffe City**

-

#### **Ferny**

Max Parsons

#### **St Patricks**

-

#### **Pine Rivers**

-

#### **The Lakes**

Rob Davey

#### **Sandgate Redcliffe**

-

#### **Valleys**

-

#### **St Pauls**

-

#### **Toombul**

-

#### **Wilston-Norths**

-

**PREVIOUS MINUTES:** Monday, 28 August 2017

**Accepted**

Moved: Heidi Clark  
Seconded: Laurie Hallam

**CARRIED**

All those in favour

### **Business Arising from Previous Minutes:**

Nil

### **ANNUAL REPORT:**

#### **President's Report**

Ian Reeves read his President's report included in the Annual Report and thanked all affiliated clubs and the management committee for their work during the past season.

#### **Treasurer's Report**

Tony read his Treasurer's report included in the Annual Report.

#### **Draw & Rules Committee Report**

Bruce Boland referred to his report in the Annual Report and thanked Laurie Hallam for his Draw assistance, Geoff Cowles for his input to the Rules and his fellow committee members for their support during the year.

### **Director of Girl's Cricket 2017-18 report**

Robert Bailey referred to his report in the Annual Report and thanked clubs for their support implementing BNJCA's initiative into Girls Cricket this past year.

### **Director of Coaching report**

Aaron Mills referred to his report in the Annual Report and thanked clubs for their support as well as all the selectors and Coaches and Managers for their efforts during the year implementing another successful year of representative cricket.

**Motion:** To Accept all Reports

Moved: Ian Reeves  
Seconded: Shane Mills

**CARRIED**

### **Patron's Message**

Keith Dudgeon, unfortunately couldn't be here tonight, however he sent a message congratulating the Brisbane North Junior Cricket Association Committee for another successful season and wishing them all the best for the coming year.

### **NOTICES OF MOTION:**

Nil

### **ELECTION OF OFFICE BEARERS:**

**Patron:** Keith Dudgeon

Ian Reeves is very happy to again propose Keith Dudgeon as Patron of Brisbane North Junior Cricket Association.

Moved: Ian Reeves  
Seconded: Bruce Boland

**CARRIED**

All those in favour

### **Management Committee:**

Ian Reeves handed control of the meeting over to John Powell.

### **President:**

John Powell said Ian Reeves had nominated for the position of President of BNJCA on the prescribed form and by the set date. As there were no other nominations, he moved that Ian Reeves be elected as President.

Moved: John Powell  
Seconded: Dominic Window

**CARRIED**

John handed control of the meeting back to the new President, Ian Reeves.

Ian Reeves said that the following Management Committee nominations were made on the prescribed form by the set date. Ian read out the names and position applied for:

**Vice-President:** John Powell

**Secretary:** Bruce Boland

**Treasurer:** Tony Bath

**Committee:** Richard Clay                      Ian Rushton                      Laurie Hallam  
Steve Casey                      Michael Gregory                      Robert Bailey

As there were no other nominations, he moved that all nominated persons be elected.

Moved: Ian Reeves  
Seconded: Darren Wheeler

**CARRIED**

### **ELECTION OF DIRECTOR OF COACHING:**

John Powell moved that Aaron Mills be appointed Director of Coaching for 2018-19.

Moved: John Powell  
Seconded: Steve Casey

**CARRIED**

### **ELECTION OF AUDITORS:**

Tony Bath moved that Don Richards Chartered Accountants 327 Gympie Rd, Strathpine, be appointed as auditors for 2018-19

Moved: Tony Bath  
Seconded: Heidi Clark

**CARRIED**

### **AFFILIATION FEES:**

Tony Bath moved that Brisbane North Junior Cricket Association set a yearly Club Affiliation fee of \$1 per club for 2018/19

Moved: Tony Bath  
Seconded: Bruce Boland

**CARRIED**

**A copy of the Annual Report was handed out to Delegates and a PDF copy will be available on the website.**

**MEETING CLOSED:** 7.30 pm



Ian Reeves, President BNJCA

## Audit Report 2018-19



Don Richards B.Bus. FCA. ACIS  
6/327 Gympie Rd., Strathpine  
P.O. Box 693, Strathpine Q. 4500  
E: accountant@donrichards.com.au  
W: www.donrichards.com.au  
F: (07) 3881 3397  
P: (07) 3881 3155

*Liability limited under a scheme approved by Professional Standards Legislation*

### **Independent Audit Report To the Members of Brisbane North Junior Cricket Association Inc.**

#### **Scope:**

I have audited the financial report, being a special purpose financial report, of Brisbane North Junior Cricket Association Inc. for the year ended 30<sup>th</sup> June 2019. The committee is responsible for the financial report and has determined that the accounting policies used are appropriate to meet the needs of the Associations Incorporation Act (Qld) and are appropriate to meet the needs of the members. No opinion is expressed as to whether the accounting policies used are appropriate to the needs of the members.

The financial report has been prepared for the purpose of fulfilling the requirements of the Associations Incorporation Act 1981 (Qld) and the Association's constitution. I disclaim any assumption of responsibility for any reliance on this report or on the financial report to which it relates to any person other than the members, or for any purpose other for which it was prepared.

My audit has been conducted in accordance with Australian Auditing Standards. My procedures included examination on a test basis, of evidence supporting the amounts and other disclosures in the financial report. These procedures have been undertaken to form an opinion as to whether, in all material respects, the financial report is presented fairly in accordance with the accounting policies described in note 1 so as to present a view which is consistent with our understanding of the association's financial position and performance from its operations. These policies do not require the application of all accounting standards and other mandatory professional reporting requirements in Australia.

The audit opinion expressed in this report has been formed on the above basis.

#### **Audit opinion:**

In my opinion the financial report of Brisbane North Junior Cricket Association Inc. presents a true and fair view of the financial position of Brisbane North Junior Cricket Association Inc. as at 30<sup>th</sup> June 2018 and the results of its operations for the year then ended in accordance with Australian Accounting Standards and the Association Incorporations Act (QLD) 1981 as amended.

Date: 2nd August 2019

DON RICHARDS  
Chartered Accountant

D J RICHARDS - FCA



Chartered Accountants

Business Advisors

Tax Accountants

Auditors

## STATEMENT BY MEMBERS OF THE COMMITTEE

The Committee has determined that the Association is not a reporting entity and that this special purpose financial report should be prepared in accordance with the accounting policies outlined in Note 1 to the financial statements.

In the opinion of the Committee the financial report as set out on the following 4 pages:

1. Presents a true and fair view of the financial position of the Brisbane North Junior Cricket Association Inc. as at 30 June 2019 and its performance for the year ended on that date.
2. At the date of this statement, there are reasonable grounds to believe that the Brisbane North Junior Cricket Association Inc. will be able to pay its debts as and when they fall due.

This statement is signed for and on behalf of the Committee by:



Secretary..... (Mr Bruce Boland)



Treasurer..... (Mr Anthony Bath)

Dated this 7<sup>th</sup> day of August 2019

### BRISBANE NORTH JUNIOR CRICKET ASSOCIATION INC. ASSETS AND LIABILITIES STATEMENT AS AT 30 JUNE 2019

ASSETS		Notes	2019	2018
			\$	\$
<b>CURRENT ASSETS</b>				
	Cash and Cash Equivalents	3	271,965	265,658
	Stock on Hand		22,494	22,494
	Travel Deposits		1,700	1,700
	Accounts Receivable		5,500	0
	BAS Refunds		0	0
<b>TOTAL CURRENT ASSETS</b>			<b>301,659</b>	<b>289,852</b>
<b>NON-CURRENT ASSETS</b>				
	Property, Plant and Equipment	4	1,951	344
<b>TOTAL NON-CURRENT ASSETS</b>			<b>1,951</b>	<b>344</b>
<b>TOTAL ASSETS</b>			<b>303,610</b>	<b>290,196</b>
<b>LIABILITIES</b>				
<b>CURRENT LIABILITIES</b>				
	GST Collected/Paid		500	1,682
	Accounts Payable		-916	0
<b>TOTAL CURRENT ASSETS</b>			<b>-416</b>	<b>1,682</b>
<b>TOTAL NON-CURRENT ASSETS</b>			<b>0</b>	<b>0</b>
<b>TOTAL LIABILITIES</b>			<b>-416</b>	<b>1,682</b>
<b>NET ASSETS</b>			<b>304,026</b>	<b>288,514</b>
<b>MEMBERS' FUNDS</b>				
	Accumulated funds	5	304,026	288,514
<b>TOTAL ACCUMULATED FUNDS</b>			<b>304,026</b>	<b>288,514</b>



# BRISBANE NORTH JUNIOR CRICKET ASSOCIATION INC.

## Income And Expenditure Statement for the year ended 30 June 2019

	2019	2018
	\$	\$
<b>INCOME</b>		
Affiliation /Registration Fees	68,548	76,929
Clothing & Equipment	4,158	0
Coaching Grants	5,000	46,000
Girls Camps & Cricket	14,617	0
Healy Cup	42,014	0
Interest	4,276	4,414
Representative Teams	94,213	200,480
QJC Subsidy	1,000	0
Other Income	1,181	0
	<hr/> 235,007	<hr/> 327,823
<b>LESS COST OF SALES</b>		
Opening Stock	22,494	
Less Closing Stock	-22,494	
Representative Teams	<hr/> 122,356	<hr/> 171,124
	122,356	171,124
<b>GROSS PROFIT</b>	<b>112,651</b>	<b>156,699</b>
<b>LESS EXPENSES</b>		
Accounting Fees	684	0
Administration	50	488
Advertising	65	0
Audit	927	900
Bank Charges	59	78
Clothing & Equipment	37,187	47,970
Data Phone Costs	1,800	1,800
Depreciation	0	115
Donations	599	390
Internet/Website	0	491
Grants to Clubs	8,463	7,291
Grant Expenditure	5,455	12,155
Honorarium	14,000	15,000
Insurance - QC Players	611	565
Internet/Website	202	273
Lease of Council Grounds	3,282	1,985
Lease of School Grounds	0	815
Hire of Halls/Rooms	600	790
Accounting Fees	0	-299
Meeting Costs	287	552
Presentations	2,992	5,699
Printing & Stationery	3,489	3,374
Office Supplies	246	110
Rent	6,500	6,250
Repairs & Mtce.	437	180
Sundry Exps	27	0
Sub-contractors	7,952	5,000
Wages	<hr/> 1,300	<hr/> 0
	97,214	111,970
<b>OPERATING PROFIT</b>	<b>15,436</b>	<b>44,729</b>
Plus Other income - Rounding	77	0
Grant Income	<hr/> 0	<hr/> 0
	15,513	44,729
Less Other Expenditure - rounding	1	72
<b>NET INCOME</b>	<hr/> <b>15,512</b>	<hr/> <b>44,657</b>

The accompanying notes form part of these financial statements.

## **BRISBANE NORTH JUNIOR CRICKET ASSOCIATION INC.**

### **NOTES TO THE FINANCIAL STATEMENTS FOR THE YEAR ENDED 30 JUNE 2019**

The financial statements cover Brisbane North Junior Cricket Association as an individual entity. Brisbane North Junior Cricket Association is a not-for-profit Association incorporated in Queensland under the Associations Incorporation Act (QLD) 1981 (as amended by the Associations Incorporation and Other Legislation Amendment Act (QLD) 2007) ('the Act').

The principal activities of the Association for the year ended 30 June 2019 were the administration of junior cricket in the north Brisbane region.

The functional and presentation currency of Brisbane North Junior Cricket Association is Australian dollars. Comparatives are consistent with prior years, unless otherwise stated.

#### **1. Basis of Preparation**

In the opinion of the Committee of Management, the Association is not a reporting entity since there are unlikely to exist users of the financial report who are not able to command the preparation of reports tailored so as to satisfy specifically all of their information needs. These special purpose financial statements have been prepared to meet the reporting requirements of the Act.

The financial statements have been prepared on an accruals basis and are based on historical costs modified, where applicable, by the measurement at fair value of selected non-current assets, financial assets and financial liabilities.

Significant accounting policies adopted in the preparation of these financial statements are presented below and are consistent with prior reporting periods unless otherwise stated.

#### **2. Summary of Significant Accounting Policies**

##### **(a) Income Tax**

The Association is exempt from income tax under Division 50 of the Income Tax Assessment Act 1997.

##### **(b) Leases**

Lease payments for operating leases, where substantially all of the risks and benefits remain with the lessor, are charged as expenses on a straight-line basis over the life of the lease term.

##### **(c) Revenue and other income**

Revenue is recognised when the amount of the revenue can be measured reliably, it is probable that economic benefits associated with the transaction will flow to the Association and specific criteria relating to the type of revenue as noted below, has been satisfied.

Revenue is measured at the fair value of the consideration received or receivable and is presented net of returns, discounts and rebates.

All revenue is stated net of the amount of goods and services tax (GST).

##### **Sale of goods**

Revenue is recognised on transfer of goods to the customer as this is deemed to be the point in time when risks and rewards are transferred and there is no longer any ownership or effective control over the goods.

##### **Donations**

Donations and bequests are recognised as revenue when received.

## **Other Income**

Other income is recognised on an accruals basis when the Association is entitled to it

### **(d) Goods and Services Tax (GST)**

Revenues, expenses and assets are recognised net of the amount of GST, except where the amount of GST incurred is not recoverable from the Australian Tax Office. In these circumstances, the GST is recognised as part of the cost of acquisition of the asset or as part of an item of the expense. Receivables and payables in the statement of assets and liabilities are shown inclusive of GST

### **(e) Inventories**

Inventories are measured at the lower of cost and net realisable value. Cost of inventory is determined using the first-in-first-out basis and is net of any rebates and discounts received

### **(f) Property, Plant and Equipment**

Each class of property, plant and equipment is carried at cost or fair value less, where applicable, any accumulated depreciation and impairment of losses.

Items of property, plant and equipment acquired for nil or nominal consideration have been recorded at the acquisition date fair value.

### **Depreciation**

Property, plant and equipment, excluding freehold land are depreciated on a reducing balance basis over the assets useful life to the Association, commencing when the asset is ready for use.

Leased assets and leasehold improvements are amortised over the shorter or either the unexpired period of the lease or their estimated useful life.

### **(g) Cash and cash equivalents**

Cash and cash equivalents comprise cash on hand, demand deposits and short-term investments which are readily convertible to known amounts of cash and which are subject to an insignificant risk of change in value.

Bank overdrafts also form part of cash equivalents for the purpose of the statement of cash flows and are presented within current liabilities on the statement of assets and liabilities.

## **3. Cash and cash equivalents**

	<b>2019</b>	<b>2018</b>
	<b>\$</b>	<b>\$</b>
Cash at bank and in hand	<u>301,659</u>	<u>289,853</u>
	<u>301,659</u>	<u>289,853</u>

## **4. Property, plant and equipment**

	<b>2019</b>	<b>2018</b>
	<b>\$</b>	<b>\$</b>
PLANT AND EQUIPMENT		
Plant and equipment at cost	2219	612
Accumulated depreciation	<u>-268</u>	<u>-268</u>
Total plant and equipment	<u>1951</u>	<u>344</u>

## **5. Member's Funds – Change in Equity**

	<b>2019</b>	<b>2018</b>
	<b>\$</b>	<b>\$</b>
Opening Balance Retained Earnings	288,514	243,857
Profit (Loss) for the year	<u>15,512</u>	<u>44,657</u>
<b>Closing Balance</b>	<u>304,026</u>	<u>288,514</u>

## **6. Contingencies**

In the opinion of the Committee of Management, the Association did not have any contingencies at 30 June 2019.

## **7. Events Occurring After the Reporting Date**

The financial report was authorised for issue on 1 July 2019 by the Committee of Management.

No matters or circumstances have arisen since the end of the financial year which significantly affected or may significantly affect the operations of the Association, the results of those operations or the state of affairs of the Association in future financial years.


## **8. Association Details**

The registered office of the association is:

Brisbane North Junior Cricket Association  
6 Muir Court  
WARNER OLD 4500



Some of the attendees at the April 2019 Trophy Night



President Ian Reeves OAM, and some of the Management Committee on stage for the presentations



## Former BRISBANE NORTH cricket players who have represented at FIRST CLASS or INTERNATIONAL LEVEL



		<b>Qld State</b>	<b>Aust T20</b>	<b>Aust ODI</b>	<b>Aust Test</b>
Barsby	Trevor J.	1985			
Boyce	Cameron J	2010			
Bragg	Murray C.	2007			
Burns	Joe	2011			2014
Carew	Paul J.	1987			
Carseldine	Lee A.	1998			
Fitness	Gavin A. J.	1995			
Foley	Geoff I.	1990			
Hayden	Matthew L.	1991		1993	1994
Hopes	James R.	2001		2005	
Jurgensen	Shane J.	1998			
Kerr	Robbie B.	1981		1985	1985
Law	Stuart G.	1988		1994	1995
Lynn	Chris A.	2010	2013		
Nash	Brendan P. (*representing West Indies)	2001		2008*	2008*
Nye	Aaron J.	2004			
Pascoe	Matthew D.	1999			
Renshaw	Matthew	2015			2016
Swepson	Mitchell	2016			
Townsend	Wade J.	2009			
Wildermuth	Jack	2015	2018		
Williams	Scott B.	1991			



**Above:** Albany Creek Cricket Club embraced the McGrath Foundation "Pink Stumps" Day with most teams wearing pink in support and raising nearly \$3,000 for the cause.


# THE SPIRIT OF CRICKET AWARD



*NO NOMINATIONS MET THE CRITERIA THIS YEAR*

*Cricket is a game that owes much of its unique appeal to the fact that it should be played not only within its Laws but also within the Spirit of the Game. Any action which is seen to abuse this spirit causes injury to the game itself. The Spirit of the Game involves respect for:*

- Your opponents
- Your own captain and team
- The role of the umpires
- The game's traditional values



The BNJCA supports the Spirit of Cricket, as embodied in the preamble to the Laws of Cricket, in a tangible way, with a Spirit of Cricket Award. The Association accepts nominations from clubs for a player displaying the true spirit, traditions, and values of cricket. The player must be playing in a BNJCA competition. This award does not apply to adults.

In order for a club to nominate a player, the action must be at the player's instigation, not a result of an adult's intervention. The nomination can come from anyone involved in the game; other players, umpire, coach or spectators, but must be made through the affiliated club of the nominating person.

## The Spirit of Cricket Award Past Winners

2015-16	Harrison Drummond-Hills	Sandgate-Redcliffe
2013-14	Adam BALL	Valleys
2011-12	Jake MENOT	Valleys
2009-10	Oliver RITCHIE	Valleys
2005-06	Michael JONES	Wilston-Norths
2004-05	Max CARIUS	Redcliffe City
2003-04	James FORRESTER	Toombul
2002-03	Dean WARREN	Everton



The Albany Creek Cricket Club U11 Sapphires, getting involved in the McGrath Foundation "Pink Stumps Day."



## 2018-19 BNJCA State Championship/Challenge results



Under 12 to Rockhampton coached by Steve Casey - 4<sup>th</sup>  
 Under 13 to Gold Coast coached by Reevesie - 5<sup>th</sup>  
 Under 13 Girls City Fever to Ipswich coached by Tony Dudgeon – 1<sup>st</sup>  
 Under 14 to Northgate coached by Bryan Hadden – 1<sup>st</sup>  
 Under 15 to Bundaberg coached by Col Wade – 1<sup>st</sup>  
 Under 15 Girls City Fever to Ipswich coached by Alex Lascu - 2<sup>nd</sup>



### 2018-19 BNJCA Championship teams

UNDER 12 CHAMPIONSHIP TEAM				UNDER 14 CHAMPIONSHIP TEAM			
1	Damon	Bass		1	HARRY	CLENCH	
2	Oscar	Bodimeade	VICE CAPT	2	STIRLING	HALL	
3	Andy	Corrie	CAPTAIN	3	JOHN	JOYCE	
4	Harry	Frost		4	SAM	LOCH	
5	Mitchell	Hartshorn		5	HAMISH	McDONALD	
6	Leo	Henry		6	CHARLES	MOORE	
7	Findlay	Jones		7	DANIEL	O'CONNOR	
8	Sam	Kewley		8	DANIEL	SEATON	
9	Samuel	Lewis		9	LUCIUS	STOCKDALE	
10	Cameron	Plackett		10	CHARLIE	THOMAS	
11	Jack	Riley		11	ANGUS	TOLHURST	VICE CAPT
12	Blake	Roy		12	HUGH	WEIBGEN	CAPTAIN
COACH	Steve	Casey		COACH	BRYAN	HADDEN	
MANAGER	Michael	Corrie		MANAGER	MARK	WEIBGEN	
SCORER	Charles	Bass		SCORER	NICK	THOMAS	
UNDER 13 GIRLS TEAM				UNDER 15 GIRLS TEAM			
1	Erin	Appleyard		1	Alice	Barker	
2	Daisey	Bateman		2	Genevieve	Bond	
3	Jessica	Daldy		3	Julia	Cavanough	
4	Brooke	Delforce		4	Abby	Harris	
5	Chloe	Delforce		5	Elise	Hart	
6	Sally	Galvin		6	Sierra	Jeh	
7	Tasmin	Gandhi		7	Darcey	Johnson	
8	Taylor	Hamblin		8	Sofi	Maddox	
9	Holly	Hogan		9	Meg	Mettam	
10	Bridget	Lyons		10	Jaida	Twigg	
11	Ruby	Orchard		11	Zita	Varatharajan	
12	Ava	Spencer		12	Kalea	Wheeler	
COACH	Tony	Dudgeon		COACH	Alex	Lascu	
UNDER 13 CHAMPIONSHIP TEAM				UNDER 15 STATE CHALLENGE TEAM			
1	JACK	BALKIN	CAPTAIN	1	Tom	Balkin	
2	JESSE	BENDER		2	Ethan	Bartley	
3	MATTHEW	FIELDING		3	Mitch	Bodimeade	
4	TOM	HALLION		4	Hugh	Couper	
5	JUDE	KEARNEY	VICE CAPT	5	Nick	Glass	CAPTAIN
6	KANE	NEILSEN		6	Owen	Griffin	
7	WILLIAM	NICKELSON		7	Sam	Ireland	
8	BILLY	NUSS		8	Matthew	Lockhart	
9	CARTER	SIMPSON		9	Jack	Manly	
10	OLIVER	SKERL		10	Jackson	Mills	VICE CAPT
11	CALLUM	VIDLER		11	Robbie	Sanders	
COACH	IAN	REEVES		12	Charlie	Sims	
MANAGER	DAVID	FIELDING		COACH	Col	Wade	
SCORER	MELINDA	BALKIN		MANAGER	Craig	Manly	
				SCORER	Melinda	Balkin	



## 2018-19 BNJCA Development team's results

Under 12 Ian Healy cup - Blue team - coached by Jack Doyle - 5<sup>th</sup>  
 Under 12 Ian Healy cup - Maroon team - coached by Blake Wrigley – 3<sup>rd</sup>

Under 13 Ballina - coached by Aaron Mills – 7<sup>th</sup>  
 Under 13 Ipswich - coached by Richard Clay – **Winners!**  
 Under 14 Sunshine Coast – Maroon team - coached by Mark Redmond – 3<sup>rd</sup>  
 Under 14 Sunshine Coast – Blue team - coached by Hamish Thompson – 2<sup>nd</sup>

## 2018 - 19 BNJCA Development Representative teams

UNDER 12 BLUE DEVELOPMENT TEAM				UNDER 12 MAROON DEVELOPMENT TEAM			
1	Kai	Anderson		1	James	Brandon	
2	Nathan	Bidgood		2	Darby	Breeden	
3	Patrick	Burchard		3	Hayden	Farnsworth	
4	Flynn	Cleary		4	Ryan	Gant	
5	Benjamin	de Waard		5	Jackson	Grady	
6	Steven	Hogan		6	Harry	Gulliver	
7	Kevin	Kingsmill		7	George	Harrison	
8	Louis	Morris		8	Aarjan	Kc	
9	Lachlan	Sanders	CAPTAIN	9	Daniel	Kraus	
10	Jack	Thompson		10	Angus	McLean	
11	Matthew	Walker		11	Sam	Patrick	
12	Luke	Ward		12	Hugo	Spencer	
COACH	Jack	Doyle		COACH	Blake	Wrigley	
MANAGER	Damien	Walker		MANAGER	Mark	Gulliver	
SCORER	Brad	Ward		SCORER	Jacqui	Greaves	
UNDER 13 IPSWICH TEAM				UNDER 13 BALLINA TEAM			
1	SHELDON	BEDFORD-PARSONS		1	SIMRANJIT	DHILLON	
2	WILLIAM	BIRCHLEY		2	RILEY	DUDGEON	
3	JONATHAN	DAVIS		3	WILLIAM	HANLON	VICE CAPT
4	WILL	EATHER		4	JOCK	HORTON	
5	THOMAS	HALLAM		5	SAXON	JEH	
6	THOMAS	HOWARD		6	DANIEL	JOHNSON	
7	ANGUS	KELLY		7	JOSEPH	McKENNA	
8	MILAN	REJI SKARIA		8	JOHN	MORRISSEY	
9	JUDE	SETON	CAPTAIN	9	HAYDEN	O'CONNOR	
10	AMITOIJ	SIDHU		10	LACHLAN	RECK	
11	JAKE	STORER		11	THOMAS	STUBBIN	
12	DILLON	WATSON		12	LACHLAN	WARE	CAPTAIN
COACH	RICHARD	CLAY		COACH	AARON	MILLS	
ASSIST COACH	MATTHEW	CLAY		MANAGER	TONY	DUDGEON	
MANAGER	LAURIE	HALLAM		SCORER	GARTH	STUBBIN	
SCORER	BRENDAN	STORER					
UNDER 14 DEVELOPMENT MAROON				UNDER 14 DEVELOPMENT BLUE			
1	MITCHELL	BUCKLEY		1	JACKSON	ANDREWS	
2	JOSH	CASE		2	HAYDEN	BIDGOOD	
3	REUBEN	DHILLON		3	TOM	CAMPBELL	
4	HARRY	DUTTON	CAPTAIN	4	MAX	CLARK	
5	BENJAMIN	FERGUSON		5	JOE	COTGREAVE	
6	RYAN	FORRESTER		6	ARTHUR	FITNESS	CAPTAIN
7	LACHLAN	HARTSHORN		7	THOMAS	FRANCEY	
8	SEBASTIAN	HESELDEN		8	NAITE	GRAUF	
9	DYLAN	McCLOY		9	MAX	HRSTICH	
10	BLAKE	McLEAN		10	LACHLAN	MACKAY	
11	RYAN	PEMBROKE		11	MITCHELL	PETERSEN	
12	BRADEN	VOLKER		12	BLAIZE	STEELE	
COACH	MARK	REDMOND		COACH	HAMISH	THOMPSON	
MANAGER	CRAIG	McLEAN		MANAGER	CRAIG	GRAUF	
SCORER	TIM	DUTTON		SCORER	TOM	HADDEN	



The BNJCA representatives in the Queensland Cricket State Challenge winning U13 Fever team.  
**Coach** Tony Dudgeon **From Left to right:** Tazmin Ghandi, Daisy Batemen, Sally Galvin, Taylor Hamblin, Erin Appleyard, Ruby Orchard **Absent:** Holly Hogan



Steve Casey, Ian Healy, Bruce Boland and Ian Reeves OAM.  
 Ian Healy was at the Albany Creek Cricket Club to present the trophy for the 2019 Ian Healy Cup.





**Top & Above:** Congratulations to the BNJCA U15 State Challenge team who won the final against the BEARS with the game also being live streamed on Facebook.



**Above:** State U14 Trophy and the BNJCA U14 State Challenge team which won the carnival





U12 Championship team



U12 Blue Development team





U12 Maroon Development team



U13 Championship team





U13 Ballina Development team



U13 Ipswich Development team





U14 Championship team



U14 Blue Development team





U14 Maroon Development team



U15 Championship team





U13 Girls



U15 Girls  
35

## The Ian Healy Cup 2019

### Won by Metropolitan South West - Blue

This is played as an U12 Development Carnival organised by Albany Creek Cricket Club each year, hosted by Brisbane North Junior Cricket Association. The carnival commenced in 1999 and this year we were fortunate to have Ian Healy available to present his trophy to the winners. The past winners of the Ian Healy Cup:



2019	Metropolitan South West Blue	2018	Brisbane North Blue
2017	Sunshine Coast	2016	Eastern Districts Gold
2015	Brisbane North Maroon	2014	Ipswich
2013	Ipswich	2012	Ipswich
2011	Cancelled due to rain	2010	Sunshine Coast
2009	Brisbane North Blue	2008	Eastern Districts Gold
2007	Brisbane North Blue	2006	Brisbane North White
2005	Eastern Districts	2004	Redlands
2003	Eastern Districts	2002	Beaudesert
2001	Beaudesert	2000	BEARS Gold
1999	Brisbane North Gold		

The Ian Healy Cup was contested by 14 teams this year with five games played at Albany Creek grounds and the other two at Ferny Reserve. MSW Blue were the eventual winners this year defeating the BEARS in a close final with the MSW scoring 9 /141 and the BEARS 9/139. Brisbane North Maroon were third overall with our other BN Blue team coming in at 5<sup>th</sup> Place.

Individually BN players performed well with Darby Breeden from the BN Maroon team being the leading runs scorer for the carnival with 185 and Steven Hogan from the BN Blue team having the best bowling average with 7 wickets @ 3.43.

We also need to say a big thank you to our team of volunteers Kathy Casey first and foremost – draws, umpire contact, team contact, grounds controller, statistician, MyCricket guru, equipment co-ordinator, trophy polisher, certificate laminator, communications centre, facilities manager and maintenance crew, mediator, transportation services – the list is endless. Thank you.

Thanks also to Eddie Mills, Peter McFarlane and Ross Duncan from the Albany Creek committee for their assistance throughout the week in preparing and delivering meals and opening school toilets.

Thank you also to Ferny Cricket club and their staff for looking after the two games each day at their fields.



U12 Metropolitan South West Blue team - Ian Healy cup winners



Ian Reeves OAM

## U13 Reevesie Cup competition 2018-2019

### Reevesie Cup Winners – HEAT

Thank you to Keith Dudgeon at KD Sports, for his generous sponsorship of the match balls. We also appreciate the support of all our Senior Clubs, who allowed us to hire their ovals at reduced ground fees. To play games on the main ovals at senior club venues is a great thrill for Under 13s

#### Brisbane North Junior Cricket Association - U13 Reevesie Cup

RANK	TEAM	P	W2	W1	D	L1	L2	WKTS LOST	RUNS FOR	WKTS TAKEN	RUNS AGST	POINTS
1	Heat	3	0	2	1	0	0	24	500	22	297	24.40
2	Scorchers	3	0	2	1	0	0	21	308	29	329	23.88
3	Thunder	3	0	1	0	2	0	24	335	28	396	14.95
4	Hurricanes	3	0	0	0	3	0	31	281	21	402	7.01

#### Individual award winners

Batting - Minimum of 2 innings and 50 runs, Bowling - Minimum of 6 overs and 4 wickets

**Best Batting Aggregate**

Jack

Balkin

134 runs

**Best Batting Average**

Jack

Balkin

134 runs

**Most Wickets**

Billy

Nuss

7 wickets

**Best Bowling Average**

Billy

Nuss

3.9 runs /wicket

HEAT
<b>Coach- Blake Wrigley</b>
Simranjit Dhillon
Jack Balkin
Lachlan Reck
Max Slaughter
Callum Vidler
John Morrissey
William Nickelson
William Eather
Brock Dillon
Harry Williamson
Harjas Sandhu
Jake Storer



Reevesie Cup Winners – HEAT with Coach, Nick Thomas





## Top Performers Reevesie Cup

Batting (minimum 25 runs, 2 innings)

	player_name	matches	innings	aggregate	notouts	high score	average
Jack	Balkin	3	3	134	3	49*	134.0
Jude	Seton	3	3	59	3	29*	59.0
John	Morrissey	3	3	49	0	43	16.3
Jesse	Bender	3	3	48	0	19	16.0
Callum	Vidler	3	3	46	0	30	15.3
William	Nickelson	3	3	40	2	18*	40.0
Lachlan	Ware	2	2	36	0	30	18.0
Kane	Neilsen	3	3	35	0	25	11.7
Matthew	Fielding	3	3	30	1	22*	15.0
George	Tracey	3	3	30	1	16*	15.0
Angus	Kelly	3	3	29	1	19*	14.5
Kurt	Bass	3	3	26	0	18	8.7

Bowling (minimum 4 wickets, 9 overs)

	player_name	matches	wickets	overs	maidens	runs	average	best bowling
Billy	Nuss	2	7	18.4	6	27	3.9	3/11
Callum	Vidler	3	5	19	5	27	5.4	3/6
Jonathan	Davis	3	5	9	1	31	6.2	3/5
Matthew	Fielding	3	5	11	0	45	9.0	2/11
Joseph	McKenna	2	4	13.4	5	17	4.3	2/4
Harry	Williamson	2	4	11	1	21	5.3	3/14
Tom	Hallion	2	4	12.4	2	21	5.3	3/6
Amitoj	Sidhu	3	4	16	3	27	6.8	2/10
Kurt	Bass	3	4	17	6	32	8.0	2/13
Jesse	Bender	3	4	19	4	72	18.0	2/49



Brisbane North Girls participating in the Winter Girls u15 & Opens started their season with a training session at the National Cricket Centre at Albion today. Much to the girls delight they got an extra special visit from Southern Stars Super stars Rachel Haynes, Ashley Gardner, Megan Schutt and Alyssa Healy.

They offered advice on technique while the girls took part in the nets, answered questions and even joined the girls for some competitive 'sudden death' fielding competitions!





Errold La Frantz

## U14 Anstey - La Frantz Shield 2018-2019 competition



Cec Anstey

### ALF Shield Winners – BUSHRANGERS

RANK	TEAM	P	W2	W1	D	L1	L2	POINTS
1	Bushrangers	3	0	2	1	0	0	<b>24.78</b>
2	Redbacks	3	0	2	1	0	0	<b>23.93</b>
3	Tigers	3	0	0	1	2	0	<b>11.71</b>
4	Lions	3	0	0	1	2	0	<b>10.96</b>

### Individual award winners

Batting - Minimum of 2 innings and 50 runs, Bowling - Minimum of 6 overs and 4 wickets

<b>Best Batting Aggregate</b>	Charles	Moore	203 runs
<b>Best Batting Average</b>	Charles	Moore	101.5 runs
<b>Most Wickets</b>	Daniel	O'Connor	6 wickets
<b>Best Bowling Average</b>	Daniel	O'Connor	6.0 runs /wicket

#### BUSHRANGERS

**Coach - Mark Redmond**

Charles Moore

Hamish McDonald

Noah Kelly

Dylan McCloy

John Joyce

Ryan Forester

Lachlan Hartshorn

Harry Dutton

Blake McLean

Braden Volker

Rahul Chand

Mitchell Peterson



The Anstey La Frantz winning team – BUSHRANGERS

## Top Performers Anstey La Frantz Shield

Batting (minimum 50 runs)

	player_name	matches	innings	aggregate	notouts	High Score	average
Charles	Moore	3	3	203	1	102	101.5
Angus	Tolhurst	3	3	144	1	79*	72.0
Harrison	Clench	3	3	120	0	64	40.0
Daniel	Seaton	3	3	103	0	86	34.3
Daniel	O'Connor	3	2	100	0	87	50.0
Ryan	Pembroke	3	3	85	0	46	28.3
Max	Hrstich	3	3	81	1	35	40.5
Hugh	Weibgen	1	1	77	0	77	77.0
John	Joyce	3	2	71	1	37*	71.0
Harry	Dutton	3	1	70	0	70	70.0
Dylan	McCloy	3	3	60	1	37	30.0
Joe	Cotgreave	3	3	58	0	30	19.3

Bowling (minimum 3 wickets, 10 overs)

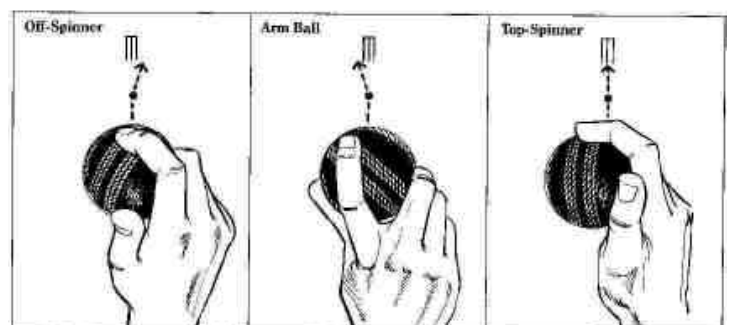
	player_name	matches	wickets	overs	maidens	runs	average	best_bowling
Daniel	O'Connor	3	6	17	9	36	6.0	2/2
Mitchell	Petersen	3	5	18	1	70	14.0	3/33
Lucius	Stockdale	3	5	20	3	71	14.2	3/13
Ryan	Harten	3	4	15	0	72	18.0	2/29
Hugh	Weibgen	1	3	10	3	28	9.3	3/28
Jackson	Andrews	3	3	12	3	44	14.7	2/8
Hayden	Bidgood	3	3	17	2	47	15.7	2/19
Stirling	Hall	3	3	21	3	66	22.0	2/25
Aidan	O'Connell	3	3	17	5	74	24.7	1/18
Liam	Morris	3	3	18	2	100	33.3	2/18



## The CASEY CUP

Ready for The Casey Cup next season, a brand new trophy.

Based on the success of the Reevesie Cup and Anstey La Frantz selection competitions, under the same 4 team format, we have expanded this selection method to encompass U12 players next season, in a new competition called The Casey Cup.



## Champion Player Awards 2018-19

In the Champion Player Award, the points were awarded as shown in the table below and were able to be tabulated straight from MyCricket player stats. It was obviously extremely important that the player stats are entered for every game otherwise a player may miss out on the award. A Trophy for each age group, from 11 to Open is awarded and their name is then added to the Perpetual Trophy for that age group. Both Pre-Xmas and Post-Xmas competitions had separate awards and there is a separate Perpetual Trophy for each age group.



### POINTS ALLOCATION

Runs	1.00	Catches	5.00
Unassisted Wickets (b, lbw)	20.00	Assisted Wickets	20.00
Unassisted Runouts	5.00	Assisted Runouts	5.00
100s	30.00	50s	10.00
Stumpings	5.00	5 wkts in Innings	30.00
Not outs	5.00		

### Pre Xmas Champion Player winners

Age	player_name		club_name	Draw	matches	points
Open	Tomas	Philp	Valley District Cricket Club	Open Lynn	4	476
u15	Ryan	Carroll	The Lakes Cricket Club	u15 Simpson	5	428
u14	Angus	Tolhurst	Valley District Cricket Club	u14 Johnson	5	491
u13	Jack	Balkin	Toombul District Cricket Club	u13 Kerr	5	440
u12	Francis	Piper	Wilston Norths Junior Cricket Club	u12 Cowan	5	605
u15 girls	Genevieve	Bond	Valley District Cricket Club	u15 Prestwidge girls	8	369
u13 girls	Bridget	Lyons	Valley District Cricket Club	u13 Barsby girls	8	544

### Post Xmas Champion Player winners

Age	player_name		club_name	Draw	matches	points
Open	Mitchell	Clay	Redcliffe City Junior Cricket Club	Open Clarke	4	329
U15	Daniel	Marais	Albany Creek Hawks Cricket Club	U15 Fitness	5	386
U14	Mitchell	Buckley	Burpengary CA Inc. Cricket Club	U14 Lehmann	5	462
U13	Kurt	Bass	Albany Creek Hawks Cricket Club	U13 Finch	5	518
U12	Archie	Smith	Valley District Cricket Club	U12 Bichel	5	323
U15 girls	Taylor	Hamblin	Wilston Norths Junior Cricket Club	U15 Jonassen	5	353
U13 girls	Olive	Givney	Sandgate-Redcliffe District Cricket Club	U13 Perry	5	326

## Major Trophy Premiership winners

### Errold La Frantz - OPEN



Toombul Blue  
Open Lynn draw **53.63pts**

### Bruce Boland Cup – U15



Valley Green  
U15 Hopes draw **55.88pts**

### Glyn Netto Cup – U14




Albany Creek Sea Hawks  
U14 Harris draw **55.95pts**

### Ray Wonnacott Cup – U13



Wilston Norths Blue  
U13 Kerr draw **58.13pts**



All the caps setup ready for presentation at the Representative Cap night at Aspley SHS

# Pre Xmas Premierships 2018

Symbol **A** displays to indicate a points adjustment for this team

## Brisbane North Junior Cricket Association - Open Forrest

RANK	TEAM	P	W2	W1	D	L1	L2	WKTS LOST	RUNS FOR	WKTS TAKEN	RUNS AGST	POINTS
1	Valley Green	5	0	4	0	1	0	39	945	53	703	44.05
2	Toombul Gold	5	0	3	0	2	0	44	1000	35	832	35.00
3	Wilston-Norths Blue	5	0	2	0	3	0	32	750	44	783	28.30
4	Albany Creek Eagle Hawks	5	0	1	0	4	0	52	515	35	892	21.15

## Brisbane North Junior Cricket Association - Open Lynn

RANK	TEAM	P	W2	W1	D	L1	L2	WKTS LOST	RUNS FOR	WKTS TAKEN	RUNS AGST	POINTS
1	Toombul Blue	5	0	5	0	0	0	31	1403	48	850	53.63
2	Toombul White	5	0	3	0	2	0	45	994	37	891	35.34
3	Wilston-Norths Red	5	0	2	0	3	0	42	923	41	925	29.43
4	Valley Red	4	0	2	0	2	0	30	680	25	682	23.80
5	Valley Orange	3	0	1	0	2	0	32	353	32	737	15.93
6	Valley Blue	4	0	0	0	4	0	33	688	30	956	12.88

## Brisbane North Junior Cricket Association - Open Renshaw

RANK	TEAM	P	W2	W1	D	L1	L2	WKTS LOST	RUNS FOR	WKTS TAKEN	RUNS AGST	POINTS
1	St Paul's School	5	0	5	0	0	0	24	732	37	362	50.72
2	St Patricks Green	3	0	1	0	2	0	34	455	25	465	33.55 A
3	Redcliffe City	5	0	2	0	3	0	30	364	26	724	26.84

## Brisbane North Junior Cricket Association - Under 15 Hopes

RANK	TEAM	P	W2	W1	D	L1	L2	WKTS LOST	RUNS FOR	WKTS TAKEN	RUNS AGST	POINTS
1	Valley Green	5	1	4	0	0	0	36	1268	46	820	55.88
2	Toombul Blue	5	1	3	0	1	0	33	913	31	742	46.33
3	Wilston-Norths Green	5	0	3	0	2	0	31	868	35	659	33.68
4	Valley Purple	5	0	1	0	4	0	32	836	34	1040	21.16
5	Valley Blue	5	0	2	0	3	0	35	567	42	831	20.07
6	Wilston-Norths White	5	0	0	0	3	2	61	797	40	1157	15.97

## Brisbane North Junior Cricket Association - Under 15 Lillee

RANK	TEAM	P	BYE	W2	W1	D	L1	L2	WKTS LOST	RUNS FOR	WKTS TAKEN	RUNS AGST	POINTS
1	Valley White	4	1	0	4	0	0	0	27	783	42	704	49.23
2	Albany Creek Eagle Hawks	4	1	0	3	0	1	0	31	804	37	768	42.44
3	St Patricks Gold	4	1	0	2	0	2	0	27	378	35	478	34.78
4	Valley Grey	4	1	0	1	0	3	0	39	870	29	737	19.30 A
5	Valley Yellow	4	1	0	0	0	4	0	40	494	21	642	13.96 A

### Brisbane North Junior Cricket Association - Under 15 Reardon

RANK	TEAM	P	W2	W1	D	L1	L2	WKTS LOST	RUNS FOR	WKTS TAKEN	RUNS AGST	POINTS
1	Wilston-Norths Blue	5	0	4	0	1	0	34	995	54	755	44.75
2	Valley Navy	5	0	3	0	2	0	39	728	48	929	34.88
3	Wilston-Norths Red	5	0	3	0	2	0	37	700	44	659	33.80
4	Ferry Districts	5	1	2	0	2	0	57	926	52	861	31.48 A
5	Valley Orange	5	0	1	0	3	1	53	802	40	825	20.43 A
6	Everton Districts	5	0	1	0	4	0	45	569	27	691	20.09

### Brisbane North Junior Cricket Association - Under 15 Simpson

RANK	TEAM	P	W2	W1	D	L1	L2	WKTS LOST	RUNS FOR	WKTS TAKEN	RUNS AGST	POINTS
1	Sandgate - Redcliffe Stackpoole	5	1	4	0	0	0	21	962	61	721	55.82
2	Burpengary - St Pauls	5	0	4	0	1	0	43	777	56	894	42.97
3	The Lakes CC Red	5	0	3	0	2	0	41	859	40	880	34.59
4	The Lakes CC Blue	5	0	2	0	3	0	54	1043	49	743	32.23
5	Redcliffe City	5	0	0	0	4	1	51	774	27	1006	10.72 A
6	St Patricks Green	5	0	1	0	4	0	57	751	34	922	9.24 A

### Brisbane North Junior Cricket Association - Under 14 Bracken

RANK	TEAM	P	W2	W1	D	L1	L2	WKTS LOST	RUNS FOR	WKTS TAKEN	RUNS AGST	POINTS
1	Toombul Red	5	0	5	0	0	0	28	1380	42	510	52.20
2	Albany Creek Eagle Hawks	5	0	2	1	2	0	37	809	34	846	29.89
3	Ferry Districts Green	5	0	2	1	2	0	25	760	36	935	29.80
4	Wilston-Norths Blue	5	0	2	1	2	0	40	774	34	888	26.58 A
5	Valley Yellow	5	0	1	1	3	0	35	935	24	1008	23.15
6	Valley Purple	5	0	1	0	4	0	38	617	33	1088	18.77

### Brisbane North Junior Cricket Association - Under 14 Harris

RANK	TEAM	P	W2	W1	D	L1	L2	WKTS LOST	RUNS FOR	WKTS TAKEN	RUNS AGST	POINTS
1	Albany Creek Sea Hawks	5	1	4	0	0	0	24	1135	53	603	55.95
2	Ferry Districts Gold	5	0	3	0	2	0	34	921	41	774	35.41
3	Toombul Black	5	0	3	0	2	0	38	883	39	1037	34.63
4	Valley Blue	5	0	3	0	2	0	37	862	38	794	34.22
5	Wilston-Norths Red	5	0	0	1	4	0	51	720	38	993	17.80
6	Valley Green	5	0	0	1	3	1	60	578	35	898	15.78

### Brisbane North Junior Cricket Association - Under 14 Johnson

RANK	TEAM	P	W2	W1	D	L1	L2	WKTS LOST	RUNS FOR	WKTS TAKEN	RUNS AGST	POINTS
1	Valley Navy	5	0	4	1	0	0	34	1112	41	829	46.32
2	St Paul's School	5	0	3	0	2	0	38	922	45	857	36.22
3	Toombul Green	5	0	2	1	2	0	36	758	38	866	30.18
4	Wilston-Norths Green	5	0	2	0	3	0	44	1042	32	1060	28.82
5	Valley Grey	5	0	1	1	3	0	39	769	40	836	24.69
6	Valley Orange	5	0	1	1	3	0	43	742	38	897	24.02

### Brisbane North Junior Cricket Association - Under 14 Symonds

RANK	TEAM	P	W2	W1	D	L1	L2	WKTS LOST	RUNS FOR	WKTS TAKEN	RUNS AGST	POINTS
1	Burpengary Brumbies Gold	5	0	5	0	0	0	32	900	45	593	48.00
2	St Patricks Green	5	0	4	0	1	0	37	1071	46	715	43.91
3	Sandgate - Redcliffe Pyne	5	0	2	0	3	0	33	963	32	820	28.03
4	Sandgate - Redcliffe Pink	5	0	2	0	3	0	38	775	39	798	27.55
5	St Patricks Gold	5	0	2	0	3	0	41	762	39	1044	17.01 A
6	Burpengary Brumbies Blue	5	0	0	0	5	0	52	378	32	879	7.30 A

### Brisbane North Junior Cricket Association - Under 13 Burns

RANK	TEAM	P	W2	W1	D	L1	L2	WKTS LOST	RUNS FOR	WKTS TAKEN	RUNS AGST	POINTS
1	Albany Creek Eagle Hawks	5	0	5	0	0	0	32	1146	59	785	53.26
2	Valley Green	5	0	3	0	2	0	44	946	47	868	36.86
3	St Paul's School	5	0	3	0	2	0	49	914	44	700	35.94
4	Albany Creek Hawks	5	0	0	0	5	0	57	595	37	1084	13.35
5	Valley Maroon	5	0	2	1	2	0	33	763	33	748	12.21 A
6	St Patricks Green	5	0	1	1	3	0	47	671	42	850	3.98 A

### Brisbane North Junior Cricket Association - Under 13 Henschell

RANK	TEAM	P	W2	W1	D	L1	L2	WKTS LOST	RUNS FOR	WKTS TAKEN	RUNS AGST	POINTS
1	Valley Black	5	0	5	0	0	0	29	1275	55	894	53.75
2	Wilston-Norths Red	5	1	3	0	1	0	35	955	58	675	49.15
3	Valley Blue	5	1	2	0	1	1	44	949	37	888	38.89
4	Ferry Districts White	5	0	2	0	3	0	28	871	30	903	26.71
5	Toombul Red	5	0	1	0	4	0	38	971	33	1263	22.31
6	Toombul Silver	5	0	0	0	4	1	68	944	29	1342	13.37 A

### Brisbane North Junior Cricket Association - Under 13 Kerr

RANK	TEAM	P	W2	W1	D	L1	L2	WKTS LOST	RUNS FOR	WKTS TAKEN	RUNS AGST	POINTS
1	Wilston-Norths Blue	5	1	4	0	0	0	31	1133	64	705	58.13
2	Toombul Yellow	5	0	4	0	1	0	42	1181	43	729	44.41
3	Valley Red	5	1	2	0	1	1	41	819	48	870	39.79
4	Toombul Gold	5	0	2	0	3	0	38	965	36	1011	20.42 A
5	Ferry Districts Red	5	0	1	0	3	1	56	791	25	1172	17.42 A
6	Valley Purple	5	0	0	0	5	0	42	853	34	1255	15.33

### Brisbane North Junior Cricket Association - Under 13 Love

RANK	TEAM	P	W2	W1	D	L1	L2	WKTS LOST	RUNS FOR	WKTS TAKEN	RUNS AGST	POINTS
1	Sandgate - Redcliffe Dixon	5	1	3	0	1	0	45	1234	57	908	51.74
2	Valley Silver	5	0	4	0	1	0	28	1059	60	935	46.59
3	Albany Creek Sea Hawks	5	0	2	0	3	0	47	904	42	1013	29.44
4	Valley Navy	5	0	0	0	4	1	64	792	25	1133	12.92



## Brisbane North Junior Cricket Association - Under 13 Townsend


RANK	TEAM	P	W2	W1	D	L1	L2	WKTS LOST	RUNS FOR	WKTS TAKEN	RUNS AGST	POINTS
1	The Lakes CC Blue	5	0	5	0	0	0	47	1006	53	556	50.66
2	The Lakes CC Red	5	0	4	0	1	0	49	1396	42	728	44.89 A
3	Redcliffe City	5	0	3	0	2	0	38	609	52	895	34.49
4	Sandgate - Redcliffe Walters	5	0	2	0	3	0	56	1021	36	942	29.41
5	St Patricks Gold	5	0	1	0	4	0	45	660	43	1069	18.16 A
6	Burpengary Brumbies	5	0	0	0	5	0	45	477	54	979	6.02 A

## Brisbane North Junior Cricket Association - Under 15 Prestwidge Girls

RANK	TEAM	P	W2	W1	D	L1	L2	WKTS LOST	RUNS FOR	WKTS TAKEN	RUNS AGST	POINTS
1	Valley Green	9	0	8	1	0	0	24	940	39	673	71.20
2	Valley Blue	9	0	6	1	2	0	45	1022	42	786	57.62
3	Valley Navy	9	0	4	1	4	0	49	1053	42	1138	45.93
4	Everton Districts	9	0	4	1	4	0	40	830	47	799	44.70
5	Wilston-Norths	9	0	1	1	7	0	35	874	29	981	23.54
6	Sandgate - Redcliffe Prestwidge	9	0	1	1	7	0	44	673	38	1015	23.33

## Brisbane North Junior Cricket Association - Under 13 Barsby Girls

RANK	TEAM	P	W2	W1	D	L1	L2	WKTS LOST	RUNS FOR	WKTS TAKEN	RUNS AGST	POINTS
1	Valley Blue	8	0	8	0	0	0	32	1616	61	776	76.36
2	Valley Pink	8	0	8	0	0	0	32	1154	61	746	71.74
3	Ferry Districts Red	9	0	4	1	4	0	29	1122	32	1103	44.62
4	Ferry Districts Green	9	0	3	1	5	0	64	908	34	1112	36.88
5	Albany Creek Diamond Hawks	8	0	3	0	5	0	43	1069	37	1239	36.09
6	Wilston-Norths	8	0	2	1	5	0	35	764	42	931	31.04
7	Albany Creek Sapphire Hawks	8	0	2	1	5	0	33	719	30	910	28.19
8	Valley Green	8	0	1	0	7	0	54	493	25	1028	15.93



## Post Xmas Premierships – 2019

Symbol <sup>A</sup> displays to indicate a points adjustment for this team

### Brisbane North Junior Cricket Association - Open CLARKE

RANK	TEAM	R1	R2	R3	R4	R5	POINTS
1	Sandgate - Redcliffe Stackpoole	2.83	10.63	9.00	10.56	8.75	41.77
2	Redcliffe City Cyclones	10.16	3.35	12.76	9.00	2.19	37.46
3	Wilston-Norths/Toombul	8.65	9.00	4.08	3.30	9.00	34.03
4	Brumbies/Albany Creek	2.43	0.00	0.00	0.00	0.00	2.43

### Brisbane North Junior Cricket Association - Under 15 CUTTING

RANK	TEAM	R1	R2	R3	R4	R5	POINTS
1	Everton Districts	8.06	17.63	4.44	5.44	6.00	41.57
2	Ferry Districts Red	10.40	10.06	5.00	0.00	8.88	34.34
3	Valley Purple	1.43	4.53	11.06	4.37	2.65	24.04
4	Marist Ashgrove	0.00 <sup>A</sup>	4.20	0.00 <sup>A</sup>	0.00	0.00	4.20

### Brisbane North Junior Cricket Association - Under 15 FITNESS

RANK	TEAM	R1	R2	R3	R4	R5	POINTS
1	Albany Creek Eagle Hawks	1.94	11.12	6.00	10.75	9.36	39.17
2	The Lakes Blue	10.05	9.65	5.57	4.45	9.36	39.08
3	Redcliffe City Cyclones	7.68	4.13	5.46	5.00	1.41	23.68
4	The Lakes Red	1.46	3.78	10.80	5.13	2.46	23.63

### Brisbane North Junior Cricket Association - Under 14 LEHMANN

RANK	TEAM	R1	R2	R3	R4	R5	POINTS
1	Ferry Districts Green	8.10	10.45	4.40	9.93	2.14	35.02
2	Albany Creek Sea Hawks	8.22	4.13	6.73	4.82	8.90	32.80
3	Burpengary Brumbies	2.53	11.85	5.66	1.82	1.66	23.52
4	Sandgate - Redcliffe Pyne	1.55	0.00 <sup>A</sup>	5.21	4.99	7.68	19.43

### Brisbane North Junior Cricket Association - Under 14 McKAY

RANK	TEAM	R1	R2	R3	R4	R5	POINTS
1	Valley Purple	8.16	10.39	9.86	3.60	8.18	40.19
2	Valley Green	2.94	3.63	9.85	5.36	5.34	27.12
3	Wilston Norths / Toombul	8.77	4.00	3.02	5.53	2.16	23.48
4	Marist Ashgrove	0.00 <sup>A</sup>	10.31	0.00 <sup>A</sup>	0.00 <sup>A</sup>	5.63	15.94

### Brisbane North Junior Cricket Association - Under 13 FINCH

RANK	TEAM	R1	R2	R3	R4	R5	POINTS
1	Albany Creek Eagle Hawks	8.94	10.38	10.02	14.53	7.81	51.68
2	Valley Blue	3.00	10.84	4.23	4.40	2.97	25.44
3	Ferry Districts White	3.00	0.00 <sup>A</sup>	0.00 <sup>A</sup>	6.01	1.77	10.78
4	Marist Ashgrove	0.00 <sup>A</sup>	3.18	0.00 <sup>A</sup>	0.00 <sup>A</sup>	0.00 <sup>A</sup>	3.18

### Brisbane North Junior Cricket Association - Under 13 GILBERT

RANK	TEAM	R1	R2	R3	R4	R5	POINTS
1	Sandgate - Redcliffe Dixon	8.62	15.94	10.78	3.38	8.62	47.34
2	The Lakes Blue	2.20	10.05	9.75	10.11	1.39	33.50
3	Albany Creek Sea Hawks	8.62	0.00 <sup>A</sup>	5.07	10.00	9.01	32.70
4	The Lakes Red	1.75	4.00	5.33	11.09	8.47	30.64
5	Sandgate - Redcliffe Walters	9.00	10.82	3.95	4.21	2.49	30.47
6	Burpengary Brumbies	0.00	3.50	0.00 <sup>A</sup>	2.20	0.00 <sup>A</sup>	5.70

### Brisbane North Junior Cricket Association - Under 13 MARSH

RANK	TEAM	R1	R2	R3	R4	R5	POINTS
1	Valley Black	8.18	12.06	9.77	9.52	8.31	47.84
2	Albany Creek Falcon Hawks	9.12	7.83	1.34	5.08	8.44	31.81
3	Ferry Districts Red	2.27	7.83	10.71	2.61	2.58	26.00
4	Redcliffe City Cyclones	2.31	3.35	3.61	4.75	1.63	15.65

### Brisbane North Junior Cricket Association - Under 13 PERRY Girls

RANK	TEAM	R1	R2	R3	R4	R5	R6	R7	R8	POINTS
1	Sandgate - Redcliffe Mooney	9.41	8.93	9.47	9.00	3.00	8.18	3.00	9.95	60.94
2	Albany Creek Diamonds	9.69	1.84	9.00	10.16	3.00	8.96	.	9.30	51.95
3	Wilston-Norths Gold	9.00	9.14	7.80	8.34	3.00	1.60	.	9.20	48.08
4	Ferry Districts Red	1.99	8.94	8.01	1.28	3.00	9.00	7.81	1.38	41.41
5	Valley Blue	.	0.84	1.28	7.00	9.00	1.98	3.00	9.00	32.10
6	Valley Pink	.	9.00	1.54	1.85	3.00	8.48	1.18	1.39	26.44
7	Ferry Districts Green	0.99	2.60	0.54	1.05	3.00	2.13	9.00	1.30	20.61

### Brisbane North Junior Cricket Association - Under 15 JONASSEN Girls

RANK	TEAM	R1	R2	R3	R4	R5	R6	R7	R8	POINTS
1	Valley Green	8.45	8.74	9.00	9.32	.	7.84	3.00	8.24	54.59
2	Sandgate - Redcliffe Prestwidge	8.49	8.29	2.63	9.17	9.00	2.20	3.00	8.58	51.36
3	Wilston-Norths Red	8.55	8.13	8.86	8.54	.	9.00	.	1.43	44.51
4	Everton Districts	2.08	9.00	2.48	2.70	3.00	8.29	3.00	1.65	32.20
5	Valley Azure	7.17	1.86	.	2.24	3.00	8.48	.	9.00	31.75
6	Valley Navy	0.90	2.16	8.49	1.93	.	2.38	9.00	1.69	26.55
7	Valley Blue	1.58	1.67	.	9.00	.	1.46	3.00	8.74	25.45

# 2018-19 Individual Award winners

## Pre-Xmas

**Special notes** - BYE games are not included for Brisbane North Statistics and Games which have not been correctly input into MyCricket with player's names and full player statistics have not been included.

### U12 to Open Div must have a Batting minimum 150 runs and 4 innings

	Grade	player	name	Club	matches	innings	aggregate	not outs	high score	average
batting_aggregate	OPEN Forrest	Hayden	Spencer	Valley District Cricket Club	5	5	215	2	63*	71.7
batting_average	OPEN Lynn	Matthew	Neisler	Toombul D Cricket Club - Juniors	4	4	175	2	57.1	87.5
	Grade	player	name	Club	matches	innings	aggregate	not outs	high score	average
batting_aggregate	U15 Simpson	Jackson	Comrie	The Lakes Cricket Club	5	6	258	0	92	43.0
batting_average	U15 Hopes	Isaac	Mills	Wilston Norths Junior Cricket Club	4	4	256	3	119*	256.0
	Grade	player	name	Club	matches	innings	aggregate	not outs	high score	average
batting_aggregate	U14 Johnson	Angus	Tolhurst	Valley District Cricket Club	5	5	351	2	101*	117.0
batting_average	U14 Symonds	Mclvor	Shane	Sandgate - Redcliffe District Cricket Club	5	5	279	4	115*	279.0
	Grade	player	name	Club	matches	innings	aggregate	not outs	high score	average
batting_aggregate	U13 Kerr	Jack	Balkin	Toombul D Cricket Club - Juniors	5	6	285	6	85*	285.0
batting_average	U13 Kerr	Jack	Balkin	Toombul D Cricket Club - Juniors	5	6	285	6	85*	285.0
	Grade	player	name	Club	matches	innings	aggregate	not outs	high score	average
batting_aggregate	U12 Cowan	Francis	Piper	Wilston Norths Junior Cricket Club	5	6	360	6	105*	360.0
batting_average	U12 Cowan	Francis	Piper	Wilston Norths Junior Cricket Club	5	6	360	6	105*	360.0
Minimum 150 runs and 4 innings										
	Grade	player	name	Club	matches	innings	aggregate	not outs	high score	average
batting_aggregate	U15 Prestwidge	Bronte	Pearson	Valley District Cricket Club	7	7	248	4	78*	82.7
batting_average	U15 Prestwidge	Genevieve	Bond	Valley District Cricket Club	8	6	214	6	53*	214.0
	Grade	player	name	Club	matches	innings	aggregate	not outs	high score	average
batting_aggregate	U13 Barsby	Daisey	Bateman	Valley District Cricket Club	7	7	293	7	54*	293.0
batting_average	U13 Barsby	Daisey	Bateman	Valley District Cricket Club	7	7	293	7	54*	293.0

### U12 to Open Div must have a Bowling minimum 8 wickets and 15 overs bowled.

	Grade	player	name	Club	matches	wickets	overs	maidens	runs	average	best bowling
Most wickets	Open Forrest	Daniel	Skoien	Valley District Cricket Club	5	15	52	9	170	11.3	5/62
Best Average	Open Renshaw	Ben	Skinner	St Paul's School	4	10	20.1	3	27	2.7	3/6
	Grade	player	name	Club	matches	wickets	overs	maidens	runs	average	best bowling
Most wickets	U15 Reardon	Frederick	Marshall	Wilston Norths Junior Cricket Club	4	14	36	8	69	4.9	4/9
Best Average	U15 Reardon	Frederick	Marshall	Wilston Norths Junior Cricket Club	4	14	36	8	69	4.9	4/9
	Grade	player	name	Club	matches	wickets	overs	maidens	runs	average	best bowling
Most wickets	U14 Bracken	Thomas	Malone	Toombul D Cricket Club - Juniors	4	8	23.5	4	36	4.5	3/5
Best Average	U14 Bracken	Thomas	Malone	Toombul D Cricket Club - Juniors	4	8	23.5	4	36	4.5	3/5
	Grade	player	name	Club	matches	wickets	overs	maidens	runs	average	best bowling
Most wickets	U13 Henschell	Joseph	McKenna	Wilston Norths Junior Cricket Club	5	14	37.3	9	116	8.3	4/4
Best Average	U13 Kerr	Jack	Thompson	Wilston Norths Junior Cricket Club	5	8	15.5	6	19	2.4	3/3
	Grade	player	name	Club	matches	wickets	overs	maidens	runs	average	best bowling
Most wickets	U12 Cowan	Turrell	Oliver	Ferny Districts Cricket Club Inc.	5	11	21.3	3	66	6.0	4/4
Best Average	U12 Cowan	Nelson	Harry	Ferny Districts Cricket Club Inc.	5	9	20.3	6	33	3.7	3/7
	Grade	player	name	Club	matches	wickets	overs	maidens	runs	average	best bowling
Most wickets	U15 Prestwidge	Brooke	Delforce	Everton Districts Cricket Club	8	9	24	1	89	9.9	3/7
Best Average	U15 Prestwidge	Brooke	Delforce	Everton Districts Cricket Club	8	9	24	1	89	9.9	3/7
	Grade	player	name	Club	matches	wickets	overs	maidens	runs	average	best bowling
Most wickets	U13 Barsby	Hali	Lewis	Ferny Districts Cricket Club Inc.	8	12	28	0	158	13.2	4/6
Best Average	U13 Barsby	Elise	O'Kane	Valley District Cricket Club	8	9	20.5	0	84	9.3	3/4

# 2018-19 Individual Award winners

## Post-Xmas

**Special notes** - BYE games are not included for Brisbane North Statistics and Games which have not been correctly input into MyCricket with player's names and full player statistics have not been included.

### U12 to Open Div must have a Batting minimum 100 runs and 4 matches

	Grade	Player		Club	matches	innings	aggregate	notouts	high score	average
Batting Aggregate	U12 Bichel	Archie	Smith	Valley District Cricket Club	5	5	198	2	81	66.0
Batting Average	U12 Hauritz	Hamilton	Vincent	Albany Creek Hawks Cricket Club	5	5	155	4	51*	155.0
					matches	innings	aggregate	notouts	high score	average
Batting Aggregate	U13 Gilbert	Milan	Reji Skaria	Albany Creek Hawks Cricket Club	5	4	202	3	64	202.0
Batting Average	U13 Gilbert	Milan	Reji Skaria	Albany Creek Hawks Cricket Club	5	4	202	3	64	202.0
					matches	innings	aggregate	notouts	high score	average
Batting Aggregate	U14 Lehmann	Joel	Thorpe	Sandgate - Redcliffe District Cricket Club	5	5	192	4	73*	192.0
Batting Average	U14 McKay	Jenson	Cook	Valley District Cricket Club	5	5	102	4	41	102.0
					matches	innings	aggregate	notouts	high score	average
Batting Aggregate	U15 Fitness	Adam	Basson	Albany Creek Hawks Cricket Club	5	7	232	2	57	46.4
Batting Average	U15 Cutting	Cameron	Willis	Valley District Cricket Club	5	4	197	3	105*	197.0
					matches	innings	aggregate	notouts	high score	average
Batting Aggregate	Open Clarke	Ronan	Jacobsen	Wilston Norths Junior Cricket Club	3	4	172	1	75*	57.3
Batting Average	Open Clarke	Ronan	Jacobsen	Wilston Norths Junior Cricket Club	3	4	172	1	75*	57.3
	Girls				matches	innings	aggregate	notouts	high score	average
Batting Aggregate	15 Jonassen	Taylor	Hamblin	Wilston Norths Junior Cricket Club	5	5	228	5	68*	228.0
Batting Average	15 Jonassen	Taylor	Hamblin	Wilston Norths Junior Cricket Club	5	5	228	5	68*	228.0
					matches	innings	aggregate	notouts	high score	average
Batting Aggregate	13 Perry	Menuki	Perera	Ferny Districts Cricket Club Inc.	6	6	135	6	36*	135.0
Batting Average	13 Perry	Menuki	Perera	Ferny Districts Cricket Club Inc.	6	6	135	6	36*	135.0

### U12 to Open Div must have a Bowling minimum 7 wickets and 15 overs bowled.

	Grade	player	name	Club	matches	wickets	overs	maidens	runs	average	best bowling
Most wickets	OPEN Clarke	Mitchell	Clay	Redcliffe City Junior Cricket Club	4	9	24	5	76	8.4	5/28
Best Average	OPEN Clarke	Mitchell	Clay	Redcliffe City Junior Cricket Club	4	9	24	5	76	8.4	5/28
	Grade	player	name	Club	matches	wickets	overs	maidens	runs	average	best bowling
Most wickets	U15 Fitness	Bailey	Westman-Carter	Redcliffe City Junior Cricket Club	4	11	39	6	104	9.5	3/6
Best Average	U15 Fitness	Daniel	Marais	Albany Creek Hawks Cricket Club	5	8	23	6	47	5.9	2/1
	Grade	player	name	Club	matches	wickets	overs	maidens	runs	average	best bowling
Most wickets	U14 Lehmann	Mitchell	Buckley	Burpengary CA Inc. Cricket Club	5	11	28.2	4	101	9.2	5/12
Best Average	U14 McKay	Dylan	Hollins	Valley District Cricket Club	5	8	22.3	8	39	4.9	5/18
	Grade	player	name	Club	matches	wickets	overs	maidens	runs	average	best bowling
Most wickets	U13 Finch	Kurt	Bass	Albany Creek Hawks Cricket Club	5	13	23.4	5	57	4.4	4/16
Best Average	U13 Finch	Kurt	Bass	Albany Creek Hawks Cricket Club	5	13	23.4	5	57	4.4	4/16
	Grade	player	name	Club	matches	wickets	overs	maidens	runs	average	best bowling
Most wickets	U12 Bichel	Ted	Challenor	Valley District Cricket Club	5	9	19.3	3	53	5.9	4/8
Best Average	U12 Trimble	Theo	Tsingos	The Lakes Cricket Club	4	7	17	3	34	4.9	4/17

### Females must have a Bowling minimum 6 wickets and 12 overs bowled

	Grade	player	name	Club	matches	wickets	overs	maidens	runs	average	best bowling
Most wickets	U15 Jonassen	Genevieve	Bond	Valley District Cricket Club	5	6	12.4	0	68	11.3	2/0
Most wickets	U15 Jonassen	Siddhi	Bhandarker	Sandgate - Redcliffe District Cricket Club	6	6	16.4	1	83	13.8	2/12
Best Average	U15 Jonassen	Genevieve	Bond	Valley District Cricket Club	5	6	12.4	0	68	11.3	2/0
	Grade	player	name	Club	matches	wickets	overs	maidens	runs	average	best bowling
Most wickets	U13 Perry	Ashley	Cotter	Albany Creek Hawks Cricket Club	5	8	16	1	64	8.0	4/15
Best Average	U13 Perry	Olivia	Nightingale	Wilston Norths Junior Cricket Club	5	6	12	0	42	7.0	3/4



# Honour Board Under 12 – OPEN Pre Xmas Competitions 2018 (All Draws)

## Centuries, 5 fors, 10 fors, Hat tricks

### Centuries

player		grade	round	runs	team	opponent	venue
Henry	Caswell	Open Forrest	1	154*	Toombul Black	Redcliffe City Cyclones	Filmer Park Turf
Lachlan	Biggs	Under 15 Lillee	3	138*	Valley Grey	Albany Creek Eagle Hawks	South Pine Sports Complex (North Oval)
Isaac	Mills	Under 15 Hopes	4	119*	Valley Blue	Valley Blue	Mount Maria College (West)
Cameron	Willis	Under 15 Hopes	4	102*	Wilston-Norths White	Wilston-Norths White	Shaw Park (Synthetic (South))
Daniel	Matheson	Under 15 Hopes	3	100*	Wilston-Norths Green	Wilston-Norths Green	Shaw Park Synthetic (Middle)
Shane	McIvor	Under 14 Symonds	2	115*	Sandgate - Redcliffe Pyne	St Patricks Green	Sandgate Redcliffe
Charles	Moore	Under 14 Symonds	3	108*	Sandgate - Redcliffe Pink	Burpengary Brumbies Blue	Lindsay Road Sports Fields - South
Hugh	Weibgen	Under 14 Johnson	4	105*	Valley Navy	Wilston-Norths Green	Hilder Road State School North
Angus	Tolhurst	Under 14 Johnson	3	101*	Valley Navy	Toombul Green	Hilder Road State School North
William	Lofgren	Under 14 Bracken	4	108*	Albany Creek Eagle Hawks	Valley Purple	Wittonga Park
Harjas	Sandhu	Under 13 Townsend	4	153*	The Lakes CC Red	St Patricks Gold	Curlew Park Synth
Marlon	Armstrong	Under 13 Townsend	4	107*	Redcliffe City	Sandgate - Redcliffe Walters	Langdon Park
Hayden	O'Connor	Under 13 Burns	3	100	Albany Creek Eagle Hawks	Valley Maroon	Bray Park State School
George	Joseph	Under 12 Warne	4	103*	Wilston-Norths Yellow	Valley Grey	Hilder Road State School South
Robert	Cochrane	Under 12 Warne	4	101*	Valley Green	Ferny Districts White	Marchant Park (Oval 3)
Mitchell	Graham	Under 12 McDermott	3	119*	Albany Creek Sea Hawks	The Lakes CC Red	Bob Brock Park (Jack Gilliland Oval)
Henry	Patrick	Under 12 Khawaja	2	112*	Albany Creek Night Hawks	St Patricks Green	Alf Shaw Park (Main field)
Matthew	Pereira	Under 12 Khawaja	3	105*	St Patricks Green	Redcliffe City Blue	Ray Frawley Fields (East Oval)
Francis	Piper	Under 12 Cowan	4	105*	Wilston-Norths Blue	Valley Silver	Corramulling Park South
Archie	Smith	Under 12 Boyce	2	110*	Valley Black	Toombul Yellow	Nundah State School
Lachlan	Hunter	Under 12 Boyce	3	100*	Toombul Silver	Valley Black	ARC Hill Park
Taylor	Hamblin	Under 15 Prestwidge Girls	7	108*	Wilston-Norths	Valley Navy	Kalinga Park (Oval 2)

### 5 fors

	Player	Grade	Team	O	M	W	R	Round	Innings	Opponent
	Daniel	Skoien	Open Forrest	11	2	5	62	2	1	Toombul Gold
	Samuel	Crook	Under 15 Lillee	4.1		5	6	2	1	St Patricks Gold
	Kane	Gibb	Under 15 Simpson	6	0	5	17	3	1	Burpengary - St Pauls
	Joel	Snell	Under 15 Reardon	6	1	5	18	4	1	Valley Navy
	Luke	Ainsworth	Under 15 Hopes	8.6	1	5	43	4	1	Valley Purple
	Ronit	Relan	Under 14 Johnson	8	2	5	21	2	1	Valley Navy
	Thomas	Lawrence	Under 13 Burns	8	0	5	49	4	1	Valley Green
	Charlie	Bell	Under 12 Cowan	3.3	0	5	13	2	1	Valley Yellow
	Hamilton	Vincent	Under 12 Khawaja	2	1	5	3	4	1	Albany Creek Kitty Hawks
	Bridget	Lyons	Under 13 Barsby Girls	6	3	5	12	4	1	Valley Green

### 10 fors

None

### Hat trick

	Player	Grade	Team	O	M	W	R	Round	Innings	Opponent
	Jude	Kearney	Under 14 Harris	7.3	1	3	28	4	1	Valley Blue
	Hamilton	Vincent	Under 12 Khawaja	2	1	5	3	4	1	Albany Creek Kitty Hawks

\*\*\*\*\*



## Honour Board Under 12 – OPEN Post Xmas Competitions 2019 (All Draws)

### Centuries, 5 fors, 10 fors, Hat tricks

#### Centuries

player_name	grade_name	round	runs	team	opponent
Elijah Browning	Under 12 Hauritz	3	106	Albany Creek Kitty Hawks	Albany Creek Sparrow Hawks
Christian Sorensen-Bews	Under 13 Marsh	3	105*	Valley Black	Albany Creek Falcon Hawks
Sheldon Bedford-Parsons	Under 13 Finch	4	117	Ferny White	Valley Blue
Mitchell Buckley	Under 14 Lehmann	2	111*	Burpengary Brumbies	Sandgate - Redcliffe Pyne
Daniel O'Connor	Under 14 Lehmann	3	100	Albany Creek Sea Hawks	Burpengary Brumbies
Flynn Gilmour	Under 15 Cutting	2	107*	Everton Districts	Marist Ashgrove
Cameron Willis	Under 15 Cutting	3	105*	Valley Purple	Marist Ashgrove

#### 5 fors

Player		Grade	Team	O	M	R	W	Round	Opponent
Josh	Brimsmead	Under 13 Gilbert	The Lakes Blue	10	2	32	5	2	The Lakes Red
Dylan	Hollins	Under 14 McKay	Valley Green	8	3	18	5	1	Marist Ashgrove
Mitchell	Buckley	Under 14 Lehmann	Burpengary Brumbies	5	2	12	5	1	Ferny Districts Green
Mitchell	Clay	Open Clarke	Redcliffe City	6	1	28	5	3	Wilston Norths/Toombul

#### Hat trick

Player		Grade	Team	O	M	R	W	Round	Opponent
Ted	Challenor	Under 12 Bichel	Valley Black	4	0	8	4	1	Ferny Districts Yellow
Lachlan	Rickards	Under 13 Gilbert	The Lakes Red	4	0	14	3	4	Burpengary Brumbies

# EMU

## SPORTSWEAR



Two of the people who made sure the Ian Healy Cup competition runs smoothly, Eddie Mills and Kathy Casey.

Luckily this photo was taken after the carnival finished!

# Brisbane North Junior Cricket Association

## TOP Performers Under 12 PRE-XMAS Competition 2018 (All Draws)

### Batting (Minimum 150 runs, 4 Innings)

	player	Club	matches	innings	aggregate	notouts	high score	average
Mitchell	Graham	Albany Creek Hawks Cricket Club	5	5	259	3	119*	129.5
Hayden	Farnsworth	The Lakes Cricket Club	5	5	197	2	77	65.7
Isaiah	BRADY	Sandgate - Redcliffe District Cricket Club	5	8	182	3	37	36.4
Austin	Tsingos	The Lakes Cricket Club	5	5	175	3	69*	87.5
Hugo	Spencer	Wilston Norths Junior Cricket Club	5	8	205	6	54*	102.5
Darby	Breeden	Toombul D Cricket Club - Juniors	5	6	194	2	71	48.5
Archie	Smith	Valley District Cricket Club	5	6	180	3	110*	60.0
Lachlan	McCall	Valley District Cricket Club	5	6	178	3	55	59.3
Ryan	Murphy	Toombul D Cricket Club - Juniors	5	6	168	5	50*	168.0
Henry	Patrick	Albany Creek Hawks Cricket Club	5	5	276	3	112*	138.0
Matthew	Pereira	St Patricks	5	4	217	2	105*	108.5
Cooper	Olsen	Redcliffe City Junior Cricket Club	5	6	197	3	64*	65.7
Sam	Patrick	Albany Creek Hawks Cricket Club	5	5	173	2	65*	57.7
Hayden	Bartley	St Patricks	5	4	169	3	84*	169.0
Tozer	William	Valley District Cricket Club	5	5	201	4	72*	201.0
Roost	Dylan	Toombul D Cricket Club - Juniors	5	5	191	3	90*	95.5
Brandon	James	Valley District Cricket Club	5	7	184	5	41*	92.0
McLean	Angus	Toombul D Cricket Club - Juniors	5	5	182	1	48	45.5
Burchard	Patrick	Toombul D Cricket Club - Juniors	5	5	168	4	49*	168.0
Burke	Hugh	Valley District Cricket Club	5	6	160	2	53*	40.0
Jayden	Draper	Toombul D Cricket Club - Juniors	5	5	222	3	91	111.0
Mitchell	Hartshorn	Albany Creek Hawks Cricket Club	5	6	171	2	41	42.8
Luke	Sentance	Albany Creek Hawks Cricket Club	5	6	151	5	53*	151.0
Francis	Piper	Wilston Norths Junior Cricket Club	5	6	360	6	105*	360.0
Julian	Spence	Ferny Districts Cricket Club Inc.	5	5	162	2	44	54.0
George	Joseph	Wilston Norths Junior Cricket Club	5	6	282	6	103*	282.0
Oliver	Nasser	Wilston Norths Junior Cricket Club	3	5	156	4	50*	156.0
Sam	Wallwork	Valley District Cricket Club	5	5	154	1	52*	38.5

### Bowling (Minimum 8 wickets, 15 overs)

	player	Club	matches	wickets	overs	maidens	runs	average	best_bowling
Hugo	Spencer	Wilston Norths Junior Cricket Club	5	10	30	6	103	10.3	3/3
Thomas	Fitzsimon	Wilston Norths Junior Cricket Club	5	9	20	2	109	12.1	2/12
Samuel	Lewis	Valley District Cricket Club	5	8	17	2	55	6.9	3/7
Henry	Mercer	Wilston Norths Junior Cricket Club	5	8	21.2	0	142	17.8	2/27
Turrell	Oliver	Ferny Districts Cricket Club Inc.	5	11	21.3	3	66	6.0	4/4
Hancock	Lucas	Valley District Cricket Club	4	10	17	4	50	5.0	2/1
Bell	Charlie	Wilston Norths Junior Cricket Club	5	10	20	1	92	9.2	5/13
Nelson	Harry	Ferny Districts Cricket Club Inc.	5	9	20.3	6	33	3.7	3/7
Baird	Matthew	Ferny Districts Cricket Club Inc.	5	9	19	3	79	8.8	2/3
Tom	Kewley	Toombul D Cricket Club - Juniors	5	9	20	0	82	9.1	3/11
George	Gillam	Toombul D Cricket Club - Juniors	4	8	15.3	0	59	7.4	3/18
William	Ellison	Toombul D Cricket Club - Juniors	5	8	14.5	0	92	11.5	4/27
Jett	Jensen	Albany Creek Hawks Cricket Club	4	8	15	3	41	5.1	4/11
Matthew	Pereira	St Patricks	5	9	20	4	73	8.1	3/9
Sam	Patrick	Albany Creek Hawks Cricket Club	5	8	22	2	59	7.4	3/21
Ryan	Out	Albany Creek Hawks Cricket Club	5	8	16	1	65	8.1	2/13
Joshua	Slogrove	The Lakes Cricket Club	5	10	24	3	100	10.0	2/2
Flynn	Horton	Valley District Cricket Club	4	9	20	2	72	8.0	4/9
Drew	Chudleigh	Valley District Cricket Club	5	8	17	1	76	9.5	3/23

\*\*\*\*\*

## TOP Performers Under 12 POST-XMAS Competition 2019 (All Draws)

### Batting (Minimum 100 runs, 4 Innings)

	player_name	Club	matches	innings	aggregate	notouts	high score	average
Archie	Smith	Valley District Cricket Club	5	5	198	2	81	66.0
Harrison	Reck	Valley District Cricket Club	5	5	175	3	79*	87.5
William	Tozer	Valley District Cricket Club	5	4	158	2	53*	79.0
Hamilton	Vincent	Albany Creek Hawks Cricket Club	5	5	155	4	51*	155.0
Sam	Patrick	Albany Creek Hawks Cricket Club	5	5	151	3	72	75.5
Hugh	Burke	Valley District Cricket Club	5	5	141	3	44*	70.5
Hayden	Farnsworth	The Lakes Cricket Club	5	5	140	3	58*	70.0
Elijah	Browning	Albany Creek Hawks Cricket Club	5	4	136	0	106	34.0
Andrew	KLEIN	Albany Creek Hawks Cricket Club	5	6	131	2	45*	32.8
Henry	Patrick	Albany Creek Hawks Cricket Club	5	5	124	2	43*	41.3
Jett	Snow	Albany Creek Hawks Cricket Club	5	5	121	1	70*	30.3
Zachary	Rogers	Albany Creek Hawks Cricket Club	5	5	117	2	41	39.0
Owen	Montgomery	The Lakes Cricket Club	5	7	117	3	31*	29.3
Jackson	Walker	Toombul D Cricket Club - Juniors	4	4	113	4	84*	84.0
Cooper	Ruthenberg	Albany Creek Hawks Cricket Club	5	5	106	3	63*	53.0
Cooper	Stahmer	The Lakes Cricket Club	5	7	106	5	30*	53.0

### Bowling (Minimum 7 wickets, 15 overs)

	player	club	matches	wickets	overs	maidens	runs	average	best_bowling
Ted	Challenor	Valley District Cricket Club	5	9	19.3	3	53	5.9	4/8
Christian	Skinner	Toombul D Cricket Club - Juniors	5	7	16	3	38	5.4	2/2
Jim	Grecian	Albany Creek Hawks Cricket Club	5	8	21	4	71	8.9	2/8
Addison	Gardiner	The Lakes Cricket Club	5	8	19	2	72	9.0	2/7
Theo	Tsingos	The Lakes Cricket Club	4	7	17	3	34	4.9	4/17
Hamish	Clark	The Lakes Cricket Club	5	7	18	3	67	9.6	3/24

\*\*\*\*\*

## TOP Performers Under 13 PRE-XMAS Competition 2018 (All Draws)

### Batting (Minimum 150 runs, 4 Innings)

	player	Club	matches	innings	aggregate	notouts	high score	average
Lachlan	Reck	Valley District Cricket Club	5	6	200	4	68*	100.0
Amitoj	Sidhu	Albany Creek Hawks Cricket Club	5	5	171	2	50*	57.0
Hayden	O'Connor	Albany Creek Hawks Cricket Club	5	6	166	2	100	41.5
Steven	Hogan	Albany Creek Hawks Cricket Club	5	6	160	4	73*	80.0
Oliver	Rauchle	St Paul's School	5	6	151	2	64	37.8
Jack	Balkin	Toombul D Cricket Club - Juniors	5	6	285	6	85*	285.0
Brock	Dillon	Toombul D Cricket Club - Juniors	5	5	198	2	66*	66.0
Sam	Laner	Ferny Districts Cricket Club Inc.	5	7	189	1	98	31.5
Aum	Surani	Valley District Cricket Club	5	4	165	3	56*	165.0
Thomas	Stubbin	Wilston Norths Junior Cricket Club	5	5	160	4	62*	160.0
Tom	Hallion	Valley District Cricket Club	5	6	155	3	58*	51.7
Kit	Lilienstein	Valley District Cricket Club	4	4	152	2	71*	76.0
Sheldon	Bedford-Parsons	Ferny Districts Cricket Club Inc.	5	6	245	5	95	245.0
Max	Gallagher	Toombul D Cricket Club - Juniors	5	6	221	2	78	55.3
Rudy	Coulam	Valley District Cricket Club	5	5	178	3	98*	89.0
Matthew	Walker	Toombul D Cricket Club - Juniors	5	7	166	3	63*	41.5
Nathan	Bidgood	Toombul D Cricket Club - Juniors	5	6	156	3	50*	52.0
Harjas	Sandhu	The Lakes Cricket Club	4	5	227	1	153*	56.8
Lachlan	Rickards	The Lakes Cricket Club	4	7	200	4	72*	66.7
Jesse	Bender	The Lakes Cricket Club	5	6	197	4	70*	98.5
Ethan	Peno	The Lakes Cricket Club	5	6	196	4	87	98.0
Matthew	Lawrence	The Lakes Cricket Club	5	7	160	2	41*	32.0
Luke	Di Cillo	The Lakes Cricket Club	5	6	155	0	69	25.8
Skaria	Reji	Albany Creek Hawks Cricket Club	5	6	193	5	70*	193.0
Lachlan	Miranda	Sandgate - Redcliffe District Cricket Club	5	6	182	4	60*	91.0
Bailey	Todd	Sandgate - Redcliffe District Cricket Club	5	5	168	2	92*	56.0
William	McGauley	Valley District Cricket Club	5	7	161	0	64	23.0
Thomas	Wex	Valley District Cricket Club	5	7	150	0	37	21.4

## Bowling (Minimum 8 wickets, 15 overs)

	player	Club	matches	wickets	overs	maidens	runs	average	best_bowling
Dillon	Watson	Albany Creek Hawks Cricket Club	5	11	26	6	65	5.9	3/20
Lachlan	Reck	Valley District Cricket Club	5	9	20	6	52	5.8	3/4
Joseph	McKenna	Wilston Norths Junior Cricket Club	5	14	37.3	9	116	8.3	4/4
Christian	Sorensen-Be	Valley District Cricket Club	5	8	14	2	45	5.6	2/2
Ben	Fletcher	Wilston Norths Junior Cricket Club	5	8	20	4	52	6.5	3/8
William	Eather	Wilston Norths Junior Cricket Club	5	8	34.1	12	69	8.6	3/15
Angus	Kelly	Wilston Norths Junior Cricket Club	5	12	17	3	35	2.9	4/1
George	Forrest	Wilston Norths Junior Cricket Club	5	10	22	2	80	8.0	3/13
Thomas	Reck	Valley District Cricket Club	5	10	29.2	1	131	13.1	4/17
Sam	Cameron	Wilston Norths Junior Cricket Club	5	9	19.2	0	89	9.9	2/1
Jack	Thompson	Wilston Norths Junior Cricket Club	5	8	15.5	6	19	2.4	3/3
Thomas	Small	Valley District Cricket Club	5	8	21.1	1	115	14.4	3/33
Oscar	Pavey	Sandgate - Redcliffe District Cricke	5	10	21	2	86	8.6	3/17
Harry	Marshall	Valley District Cricket Club	5	9	26	4	82	9.1	3/29
Flynn	Cleary	Valley District Cricket Club	5	9	34	4	110	12.2	3/32
Jonah	Miles	Valley District Cricket Club	5	8	26	4	105	13.1	2/10
Luke	Mills	Redcliffe City Junior Cricket Club	5	10	38	3	164	16.4	3/6
Ethan	Thompson	St Patricks	4	8	29	7	81	10.1	3/10
Bailey	Alley	Redcliffe City Junior Cricket Club	5	8	29	2	99	12.4	2/2
Zach	Harvey	St Patricks	4	8	28	5	100	12.5	4/54

\*\*\*\*\*

## TOP Performers Under 13 POST-XMAS Competition 2019 (All Draws)

### Batting (Minimum 100 runs, 4 Innings)

	player_name	Club	matches	innings	aggregate	notouts	high score	average
Milan	Reji Skaria	Albany Creek Hawks Cricket Club	5	4	202	3	64	202.0
Sheldon	Bedford-Parsons	Ferny Districts Cricket Club Inc.	3	4	200	2	117	100.0
Kurt	Bass	Albany Creek Hawks Cricket Club	5	5	198	5	52*	198.0
Christian	Sorensen-Bews	Valley District Cricket Club	5	5	197	2	105*	65.7
Zakariya J	Akbar	Sandgate - Redcliffe District Cricket Club	4	4	169	0	96	42.3
Elliot	Hankinson	Ferny Districts Cricket Club Inc.	5	5	165	1	73*	41.3
Jesse	Bender	The Lakes Cricket Club	5	5	162	1	57*	40.5
Simar	Bhambra	Albany Creek Hawks Cricket Club	5	5	159	1	60	39.8
Noah	Hollingworth	Redcliffe City Junior Cricket Club	4	5	153	0	58	30.6
Kieran	Hill	Sandgate - Redcliffe District Cricket Club	4	6	146	1	67	29.2
Taylor	McKeon	Albany Creek Hawks Cricket Club	5	4	140	1	74	46.7
Lachlan	Rickards	The Lakes Cricket Club	5	5	139	3	50*	69.5
Zac	Dann	Ferny Districts Cricket Club Inc.	5	5	135	2	77	45.0
Dustin	Pavey	Sandgate - Redcliffe District Cricket Club	5	5	131	3	54*	65.5
Harjas	Sandhu	The Lakes Cricket Club	5	5	129	2	52*	43.0
Matthew	Lawrence	The Lakes Cricket Club	5	5	128	3	57*	64.0
Saxon	Fitzpatrick	Ferny Districts Cricket Club Inc.	5	4	128	2	66	64.0
Jack	Stent	Albany Creek Hawks Cricket Club	5	5	126	0	50	25.2
Lachlan	Edwards	Sandgate - Redcliffe District Cricket Club	5	5	118	0	58	23.6
Douglas	Haynes	Sandgate - Redcliffe District Cricket Club	5	5	113	3	59*	56.5
Marlon	Armstrong	Redcliffe City Junior Cricket Club	2	3	112	2	56*	112.0
Heath W	Tallon	Valley District Cricket Club	5	5	105	3	53	52.5
Luke	Sentance	Albany Creek Hawks Cricket Club	4	4	102	1	71*	34.0



## Bowling (Minimum 7 wickets, 15 overs)

	player	club	matches	wickets	overs	maidens	runs	average	best_bowling
Kurt	Bass	Albany Creek Hawks Cricket Club	5	13	23.4	5	57	4.4	4/16
Lachlan	Rickards	The Lakes Cricket Club	5	11	27.1	7	80	7.3	3/7
Dustin	Pavey	Sandgate - Redcliffe District Cricket Club	5	9	29	5	74	8.2	3/4
Aidan	McGill	Sandgate - Redcliffe District Cricket Club	4	9	22	2	78	8.7	3/20
Damon	Bass	Albany Creek Hawks Cricket Club	5	8	25.4	9	42	5.3	3/2
Jack	Petersen	Valley District Cricket Club	5	8	25	7	81	10.1	3/27
Joshua	Werner	Ferny Districts Cricket Club Inc.	5	8	26.1	1	113	14.1	4/30
Danny	Blessen	Albany Creek Hawks Cricket Club	5	7	25	0	99	14.1	3/9
Hamish	Evans	Albany Creek Hawks Cricket Club	5	7	26	0	118	16.9	3/35

\*\*\*\*\*

## TOP Performers Under 14 PRE-XMAS Competition 2018 (All Draws)

### Batting (Minimum 150 runs, 3 Innings)

	player	Club	matches	innings	aggregate	notouts	high score	average
Daniel	O'Connor	Albany Creek Hawks Cricket Club	5	5	232	1	94	58.0
Ethan	Du Payne	Valley District Cricket Club	5	5	188	2	67*	62.7
Ryan	Pembroke	Albany Creek Hawks Cricket Club	5	5	186	2	79	62.0
Sean	Noone	Wilston Norths Junior Cricket Club	5	7	154	3	43	38.5
Lachlan	Hartshorn	Albany Creek Hawks Cricket Club	5	5	153	3	50*	76.5
William	Lofgren	Albany Creek Hawks Cricket Club	5	5	235	3	108*	117.5
James	Kuzevich	Toombul D Cricket Club - Juniors	5	5	233	3	82*	116.5
Joe	Cotgreave	Toombul D Cricket Club - Juniors	5	6	192	3	56*	64.0
Oliver	Spence	Valley District Cricket Club	5	5	183	3	85*	91.5
Aditya	Anand	Toombul D Cricket Club - Juniors	5	5	180	2	66	60.0
Angus	Tolhurst	Valley District Cricket Club	5	5	351	2	101*	117.0
Hugh	Weibgen	Valley District Cricket Club	5	4	213	2	105*	106.5
Nathan	Westaway	St Paul's School	5	5	170	3	61*	85.0
Naite	Grauf	Toombul D Cricket Club - Juniors	4	4	169	1	85	56.3
Fergus	McFadyen	Wilston Norths Junior Cricket Club	5	6	151	2	50*	37.8
McIvor	Shane	Sandgate - Redcliffe District Cricket Club	5	5	279	4	115*	279.0
Moore	Charles	Sandgate - Redcliffe District Cricket Club	4	3	212	2	108*	212.0
Heinrich	Joel	St Patricks	5	4	204	3	97*	204.0
Neilsen	Kane	Burpengary CA Inc. Cricket Club	5	6	189	5	85*	189.0
Buckley	Mitchell	Burpengary CA Inc. Cricket Club	5	5	170	3	63	85.0
Hewett	Elijah	St Patricks	5	5	151	1	51	37.8

### Bowling (Minimum 8 wickets, 15 overs)

	player	Club	matches	wickets	overs	maidens	runs	average	best_bowling
Thomas	Malone	Toombul D Cricket Club - Juniors	4	8	23.5	4	36	4.5	3/5
Aidan	Taylor	Wilston Norths Junior Cricket Club	5	8	35.1	3	163	20.4	3/16
Boiston	Oliver	Valley District Cricket Club	5	8	27	3	77	9.6	3/16
Ronit	Relan	St Paul's School	4	8	22	2	85	10.6	5/21
Kane	Neilsen	Burpengary CA Inc. Cricket Club	5	8	19.3	1	89	11.1	4/30

\*\*\*\*\*



## TOP Performers Under 14 POST-XMAS Competition 2019 (All Draws)

### Batting (Minimum 100 runs, 4 Innings)

	player_name	Club	matches	innings	aggregate	notouts	high score	average
Joel	Thorpe	Sandgate - Redcliffe District Cricket Club	5	5	192	4	73*	192.0
Arthur	Fitness	Ferny Districts Cricket Club Inc.	4	4	184	2	70*	92.0
Daniel J	O'Connor	Albany Creek Hawks Cricket Club	4	4	171	0	100	42.8
Mitchell	Buckley	Burpengary CA Inc. Cricket Club	5	5	162	2	111*	54.0
Brodie	Hollins	Valley District Cricket Club	5	6	144	3	56*	48.0
Josh	Case	Albany Creek Hawks Cricket Club	5	5	136	2	54*	45.3
Harry	Cope	Valley District Cricket Club	4	4	131	1	42	43.7
Matthew	Fielding	Burpengary CA Inc. Cricket Club	5	5	125	2	67*	41.7
Ryan	Delisser	Ferny Districts Cricket Club Inc.	4	4	117	1	57*	39.0
Luc	Jacobsen	Toombul D Cricket Club - Juniors	5	5	110	3	44	55.0
Oliver	Boiston	Valley District Cricket Club	5	6	102	1	55*	20.4
Jenson	Cook	Valley District Cricket Club	5	5	102	4	41	102.0
William	Hanlon	Ferny Districts Cricket Club Inc.	4	4	101	1	69*	33.7

### Bowling (Minimum 7 wickets, 15 overs)

	player	club	matches	wickets	overs	maidens	runs	average	best_bowling
Mitchell	Buckley	Burpengary CA Inc. Cricket Club	5	11	28.2	4	101	9.2	5/12
Jude	Kearney	Albany Creek Hawks Cricket Club	5	9	28	3	70	7.8	3/16
Ryan	Delisser	Ferny Districts Cricket Club Inc.	4	7	23.4	3	72	10.3	3/13
Dylan	Hollins	Valley District Cricket Club	5	8	22.3	8	39	4.9	5/18

\*\*\*\*\*

## TOP Performers Under 15 PRE-XMAS Competition 2018 (All Draws)

### Batting (Minimum 150 runs, 3 Innings)

	player	Club	matches	innings	aggregate	notouts	high score	average
Aidan	O'Connell	Valley District Cricket Club	5	5	200	3	60*	100.0
Duncan	McCabe	Ferny Districts Cricket Club Inc.	5	6	193	1	77	38.6
Lachlan	Biggs	Valley District Cricket Club	4	3	160	1	138*	80.0
Adam	Basson	Albany Creek Hawks Cricket Club	4	4	153	1	53*	51.0
Jackson	Comrie	The Lakes Cricket Club	5	6	258	0	92	43.0
Daniel	Seaton	Sandgate - Redcliffe District Cricket Club	5	5	211	3	64*	105.5
Benjamin	Buechler	Sandgate - Redcliffe District Cricket Club	5	5	196	4	76*	196.0
Ryan	Carroll	The Lakes Cricket Club	5	7	188	4	74*	62.7
Jackson	Pavey	Sandgate - Redcliffe District Cricket Club	5	5	170	3	50*	85.0
Isaac	Mills	Wilston Norths Junior Cricket Club	4	4	256	3	119*	256.0
Nicholas	Graham	Toombul D Cricket Club - Juniors	4	5	206	2	59	68.7
Matthew	Gant	Valley District Cricket Club	4	4	193	2	92	96.5
Luke	Ainsworth	Wilston Norths Junior Cricket Club	5	8	175	2	41*	29.7
Cameron	Willis	Valley District Cricket Club	4	4	156	2	102*	78.0

### Bowling (Minimum 8 wickets, 15 overs)

	player	Club	matches	wickets	overs	maidens	runs	average	best_bowling
Samuel	Crook	Albany Creek Hawks Cricket Club	4	11	23	2	83	7.5	5/6
James	Pearson	Valley District Cricket Club	4	8	27	4	105	13.1	3/12
Frederick	Marshall	Wilston Norths Junior Cricket Club	4	14	36	8	69	4.9	4/9
Jamieson	Parkin	Valley District Cricket Club	5	9	24.1	5	63	7.0	3/21
Sam	Loch	Wilston Norths Junior Cricket Club	5	9	33	16	66	7.3	3/8
Blake	McLean	Everton Districts Cricket Club	4	9	22.3	4	72	8.0	4/9
Joel	Snell	Wilston Norths Junior Cricket Club	5	9	21	3	83	9.2	5/18
Hayden	Hengst	Ferny Districts Cricket Club Inc.	5	9	25.1	4	108	12.0	4/19
Aidan	O'Connell	Valley District Cricket Club	5	8	29.3	5	80	10.0	3/5
Ryan	Harten	Valley District Cricket Club	5	8	34	6	103	12.9	3/8
Luke	Ainsworth	Wilston Norths Junior Cricket Club	5	9	29	2	162	18.0	5/43
Daniel	Matheson	Valley District Cricket Club	5	8	23	1	113	14.1	3/18
Jack	Cheney	Burpengary CA Inc. Cricket Club	5	10	34.1	4	126	12.6	3/21
Ryan	Carroll	The Lakes Cricket Club	5	8	24	6	57	7.1	2/8
Dane	Kearney	Sandgate - Redcliffe District Cricke	4	8	24	5	58	7.3	4/17
Ryan	Hill	The Lakes Cricket Club	5	8	23	1	112	14.0	2/9

\*\*\*\*\*

## TOP Performers Under 15 POST-XMAS Competition 2019 (All Draws)

### Batting (Minimum 150 runs, 4 Innings)

	player_name	Club	matches	innings	aggregate	notouts	high score	average
Adam	Basson	Albany Creek Hawks Cricket Club	5	7	232	2	57	46.4
Jackson	Comrie	The Lakes Cricket Club	5	6	220	1	64	44.0
Cameron	Willis	Valley District Cricket Club	5	4	197	3	105*	197.0
Daniel	Marais	Albany Creek Hawks Cricket Club	5	7	191	2	63*	38.2
Flynn J	Gilmour	Everton Districts Cricket Club	4	4	172	1	107*	57.3
Darshil	Trivedi	The Lakes Cricket Club	5	6	140	1	43	28.0
Ryan	Carroll	The Lakes Cricket Club	5	5	140	0	75	28.0
Bryson	Dantel	The Lakes Cricket Club	5	5	139	2	74*	46.3
William D	Kopelke	Everton Districts Cricket Club	5	5	126	2	62	42.0
Tully	Caruana	Everton Districts Cricket Club	5	5	118	2	48	39.3
Byron L	Atkinson	Valley District Cricket Club	5	5	112	0	44	22.4
Christian	Dreyer	Albany Creek Hawks Cricket Club	5	8	112	2	46*	18.7
Dhruv	Chaudhari	Albany Creek Hawks Cricket Club	5	8	111	3	27*	22.2

### Bowling (Minimum 8 wickets, 15 overs)

	player	club	matches	wickets	overs	maidens	runs	average	best_bowling
Bailey	Westman-Carter	Redcliffe City Junior Cricket Club	4	11	39	6	104	9.5	3/6
Christian	Dreyer	Albany Creek Hawks Cricket Club	5	9	24	3	81	9.0	3/17
Daniel	Marais	Albany Creek Hawks Cricket Club	5	8	23	6	47	5.9	2/1
Jackson	Hollingworth	Redcliffe City Junior Cricket Club	5	8	22.1	2	82	10.3	3/30
Kane	Gibb	The Lakes Cricket Club	5	8	22	4	84	10.5	3/5
Ryan	Hill	The Lakes Cricket Club	5	8	21	3	86	10.8	3/8
Hayden	McKittrick	Everton Districts Cricket Club	3	7	16	3	76	10.9	3/31
Kade	Homa	The Lakes Cricket Club	5	7	12	1	51	7.3	4/10
Jason	de Ekollu	The Lakes Cricket Club	5	7	18	2	77	11.0	4/13
Dereck	Lamberton	Redcliffe City Junior Cricket Club	4	7	24	3	91	13.0	4/10

\*\*\*\*\*

## TOP Performers OPEN PRE-XMAS Competition 2018 (All Draws)

### Batting (Minimum 150 runs, 4 Innings)

	player	Club	matches	innings	aggregate	notouts	high score	average
Fletcher	Finney	Wilston Norths Junior Cricket Club	5	5	187	2	60	62.3
Matthew	Neisler	Toombul D Cricket Club - Juniors	4	4	175	2	57.1	87.5
Tomas	Philp	Valley District Cricket Club	4	4	171	1	82	57.0
Mitchell	Bodimeade	Toombul D Cricket Club - Juniors	4	4	169	0	85	42.3
Nicholas	Glass	Toombul D Cricket Club - Juniors	5	4	161	2	47	80.5
Jack	Duncan	Toombul D Cricket Club - Juniors	5	6	153	3	61.1	51.0
Mitchell	Berndt	Toombul D Cricket Club - Juniors	5	5	151	2	51.1	50.3
Nathan	Harding	Valley District Cricket Club	4	5	151	1	69	37.8
Hayden	Spencer	Valley District Cricket Club	5	5	215	2	63*	71.7
Brendan	Sharry	Toombul D Cricket Club - Juniors	5	5	191	1	80*	47.8
Thomas	O'Donnell	Toombul D Cricket Club - Juniors	5	6	160	1	78	32.0

### Bowling (Minimum 8 wickets, 15 overs)

	player	Club	matches	wickets	overs	maidens	runs	average	best_bowling
Daniel	Skoien	Valley District Cricket Club	5	15	52	9	170	11.3	5/62
Indy	Honan	Valley District Cricket Club	5	8	29	6	74	9.3	3/15
James	Theile	Valley District Cricket Club	5	8	25	2	76	9.5	3/2
Ben	Skinner	St Paul's School	4	10	20.1	3	27	2.7	3/6
Tomas	Philp	Valley District Cricket Club	4	13	38	5	113	8.7	4/11
Gus	Dempsey	Toombul D Cricket Club - Juniors	5	10	32	5	92	9.2	4/37
Ben	Lanigan	Valley District Cricket Club	4	10	37	7	101	10.1	3/26
William	Heald	Wilston Norths Junior Cricket Club	5	9	34	2	173	19.2	3/11
Kallum	Russell	Toombul D Cricket Club - Juniors	5	8	29	4	86	10.8	3/15
Mitchell	Searle	Toombul D Cricket Club - Juniors	5	8	27.5	6	106	13.3	3/13
Darcy	Knight	Valley District Cricket Club	4	8	27	3	109	13.6	3/21

## TOP Performers OPEN POST-XMAS Competition 2019 (All Draws)

### Batting (Minimum 100 runs, 4 Innings)

	player_name	Club	matches	innings	aggregate	notouts	high score	average
Ronan	Jacobsen	Wilston Norths Junior Cricket Club	3	4	172	1	75*	57.3
Bailey	Reed	Sandgate - Redcliffe District Cricket Club	4	4	151	1	68	50.3
Zachariah	Cole	Redcliffe City Junior Cricket Club	4	4	145	0	50	36.3
Samuel	Powell	Redcliffe City Junior Cricket Club	4	4	120	0	78	30.0

### Bowling (Minimum 7 wickets, 15 overs)

	player	club	matches	wickets	overs	maidens	runs	average	best_bowling
Mitchell	Clay	Redcliffe City Junior Cricket Club	4	9	24	5	76	8.4	5/28
Jackson E	Pavey	Sandgate - Redcliffe District Cricket Club	4	7	18.2	3	67	9.6	3/8
Regan	Brown	Redcliffe City Junior Cricket Club	4	7	27	2	94	13.4	2/9
Jake	Scott	Redcliffe City Junior Cricket Club	4	7	19	2	95	13.6	3/25

\*\*\*\*\*

## TOP Performers U13 GIRLS PRE-XMAS Competition 2018 (All Draws)

### Batting (Minimum 150 runs, 5 Innings)

	player	Club	matches	innings	aggregate	notouts	high score	average
Daisey	Bateman	Valley District Cricket Club	7	7	293	7	54*	293.0
Mia	Croucamp	Albany Creek Hawks Cricket Club	8	8	257	6	63	128.5
Bridget	Lyons	Valley District Cricket Club	8	8	249	8	45*	249.0
Elise	O'Kane	Valley District Cricket Club	8	8	245	8	43*	245.0
Ava	Spencer	Valley District Cricket Club	8	8	239	8	43*	239.0
Janelle	Pais	Albany Creek Hawks Cricket Club	8	8	198	8	51*	198.0
Stella	Tosoni	Valley District Cricket Club	7	7	195	7	33*	195.0
Grace	Dudgeon	Valley District Cricket Club	8	7	188	7	35*	188.0
Kara	Bradley	Albany Creek Hawks Cricket Club	6	6	188	6	46*	188.0
Ashley	Cotter	Albany Creek Hawks Cricket Club	7	7	156	7	35*	156.0
Jessica	Crighton	Valley District Cricket Club	7	7	151	7	27*	151.0
Anna	Opperman	Ferny Districts Cricket Club Inc.	8	8	151	8	30*	151.0

### Bowling (Minimum 8 wickets, 15 overs)

	player	Club	matches	wickets	overs	maidens	runs	average	best_bowling
Hali	Lewis	Ferny Districts Cricket Club Inc.	8	12	28	0	158	13.2	4/6
Elise	O'Kane	Valley District Cricket Club	8	9	20.5	0	84	9.3	3/4
Bridget	Lyons	Valley District Cricket Club	8	9	28.1	3	94	10.4	5/12
Janelle	Pais	Albany Creek Hawks Cricket Club	8	9	28	2	140	15.6	3/14
Sienna	Leon	Valley District Cricket Club	7	8	21	1	79	9.9	2/5
Lily	Dudgeon	Valley District Cricket Club	8	8	20	0	79	9.9	2/6
Jessica	Daldy	Ferny Districts Cricket Club Inc.	6	8	17	0	83	10.4	2/16
Mia	Croucamp	Albany Creek Hawks Cricket Club	8	8	32.2	1	190	23.8	3/9

\*\*\*\*\*



## TOP Performers U13 GIRLS POST-XMAS Competition 2019 (All Draws)

### Batting (Minimum 100 runs, 4 Innings)

	player_name	Club	matches	innings	aggregate	notouts	high score	average
Menuki	Perera	Ferny Districts Cricket Club Inc.	6	6	135	6	36*	135.0
Kara	Bradley	Albany Creek Hawks Cricket Club	4	4	133	1	43	44.3
Janelle	Pais	Albany Creek Hawks Cricket Club	5	5	128	1	28*	32.0
Taylee	Easdale	Sandgate - Redcliffe District Cricket Club	5	5	128	4	41*	128.0
Tara	Bettington	Sandgate - Redcliffe District Cricket Club	5	5	123	4	35*	123.0
Olive	Givney	Sandgate - Redcliffe District Cricket Club	5	5	121	3	31*	60.5
Bella	Fiannaca	Ferny Districts Cricket Club Inc.	6	6	114	6	28*	114.0
Mia R	Croucamp	Albany Creek Hawks Cricket Club	4	4	111	1	34	37.0
Jessica K	Daldy	Ferny Districts Cricket Club Inc.	5	5	105	5	30*	105.0
Ashley	Cotter	Albany Creek Hawks Cricket Club	5	5	103	1	31*	25.8

### Bowling (Minimum 4 wickets, 7 overs)

	player	club	matches	wickets	overs	maidens	runs	average	best_bowling
Ashley	Cotter	Albany Creek Hawks Cricket Club	5	8	16	1	64	8.0	4/15
Olive	Givney	Sandgate - Redcliffe District Cricket Club	5	7	15	0	54	7.7	2/9
Olivia	Nightingale	Wilston Norths Junior Cricket Club	5	6	12	0	42	7.0	3/4
Janelle	Pais	Albany Creek Hawks Cricket Club	5	6	16	2	55	9.2	2/13
Edison	Hausler-Doo	Wilston Norths Junior Cricket Club	5	5	13	0	44	8.8	2/11
Hali Mary	Lewis	Ferny Districts Cricket Club Inc.	5	5	13	0	69	13.8	3/17
Sarah	Bigault	Albany Creek Hawks Cricket Club	5	4	15	0	63	15.8	2/13
Alana	Bettington	Sandgate - Redcliffe District Cricket Club	5	4	16	0	89	22.3	2/20

\*\*\*\*\*

## TOP Performers U15 GIRLS PRE-XMAS Competition 2018 (All Draws)

### Batting (Minimum 150 runs, 5 Innings)

	player	Club	matches	innings	aggregate	notouts	high score	average
Bronte	Pearson	Valley District Cricket Club	7	7	248	4	78*	82.7
Taylor	Hamblin	Wilston Norths Junior Cricket Club	5	5	228	3	108*	114.0
Genevieve	Bond	Valley District Cricket Club	8	6	214	6	53*	214.0
Sofi	Maddox	Valley District Cricket Club	6	5	208	5	78*	208.0
Teanna	Carius	Everton Districts Cricket Club	8	8	159	2	29*	26.5
Zita	Varatharajan	Valley District Cricket Club	8	6	156	5	42*	156.0

### Bowling (Minimum 8 wickets, 15 overs)

	player	Club	matches	wickets	overs	maidens	runs	average	best_bowling
Brooke	Delforce	Everton Districts Cricket Club	8	9	24	1	89	9.9	3/7

\*\*\*\*\*



Like us on Facebook

**Brisbane North Junior Cricket Association Inc.**



## TOP Performers U15 GIRLS POST-XMAS Competition 20198 (All Draws)

### Batting (Minimum 100 runs, 4 Innings)

	player_name	Club	matches	innings	aggregate	notouts	high score	average
Taylor	Hamblin	Wilston Norths Junior Cricket Club	5	5	228	5	68*	228.0
Kalea	Wheeler	Sandgate - Redcliffe District Cricket Club	6	6	171	5	41*	171.0
Genevieve	Bond	Valley District Cricket Club	5	5	169	3	74*	84.5
Darcey	Johnson	Sandgate - Redcliffe District Cricket Club	6	6	159	4	68*	79.5
Teanna	Carius	Everton Districts Cricket Club	5	5	117	3	39	58.5
Eloise L	Deem	Valley District Cricket Club	5	5	100	2	77*	33.3

### Bowling (Minimum 5 wickets, 7 overs)

	player	club	matches	wickets	overs	maidens	runs	average	best_bowling
Genevieve	Bond	Valley District Cricket Club	5	6	12.4	0	68	11.3	2/0
Siddhi	Bhandarker	Sandgate - Redcliffe District Cricket Club	6	6	16.4	1	83	13.8	2/12
Breanna	Craven	Sandgate - Redcliffe District Cricket Club	4	5	11	1	61	12.2	2/3
Eva	Sceney	Wilston Norths Junior Cricket Club	4	5	10.4	0	72	14.4	4/11
Allegra J	Pollack	Valley District Cricket Club	5	5	14	0	83	16.6	2/17
Milla	Kemp	Wilston Norths Junior Cricket Club	5	5	14	2	85	17.0	2/10
Sophia	Rothwell	Valley District Cricket Club	6	5	15	0	91	18.2	2/20
Kalea	Wheeler	Sandgate - Redcliffe District Cricket Club	6	5	19	1	105	21.0	2/14



The winning U13 Ipswich team, coached by Richard Clay, with BNJCA President Ian Reeves OAM, joining the celebrations.





The Brisbane North Junior Cricket Association wishes to acknowledge the Community Benefit Fund for their \$40,000 grant from the "Get Out and Get Active" program.



The Brisbane North Junior Cricket Association wishes to acknowledge Queensland Cricket for their grant for their "Director of Coaching" program.



The Brisbane North Junior Cricket Association wishes to acknowledge Cricket Australia for their assistance in making funds available to install new pitches in our area.



The Brisbane North Junior Cricket Association wishes to acknowledge the Brisbane City Council for their assistance in making parks available for our use.



The Brisbane North Junior Cricket Association wishes to acknowledge the Moreton Bay Regional Council for their assistance in making parks available for our use.

## Brisbane North Junior Cricket Association Affiliated Clubs

