

Register to the Club as a Player in a Junior Team

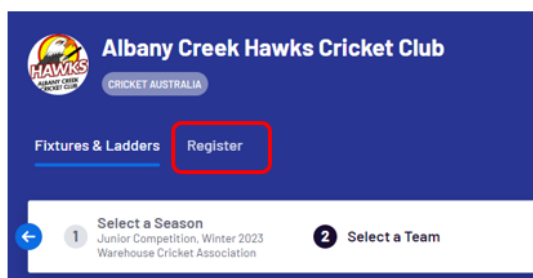
Most of the cricket clubs in the Brisbane North region will have set up their registration forms so that you register to the club (not directly to a team).

So, during the registration process some team names may appear under the relevant competition, but the process will not actually allocate you to a specific team. If the club has set up custom fields for playing requests, you should enter the relevant information in that field to help them place your child.

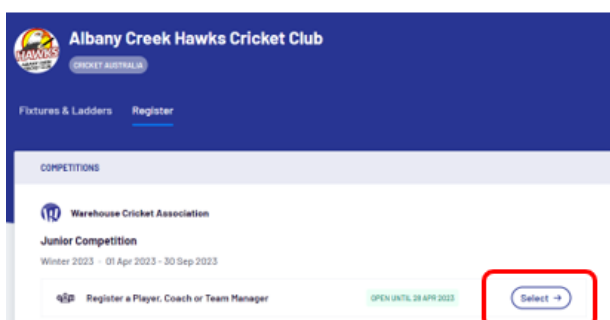
The club's registrar will then place your child in a team based on your age (for juniors) and special playing requests (if applicable).

When you have logged into your PlayHQ account and found the club you require:

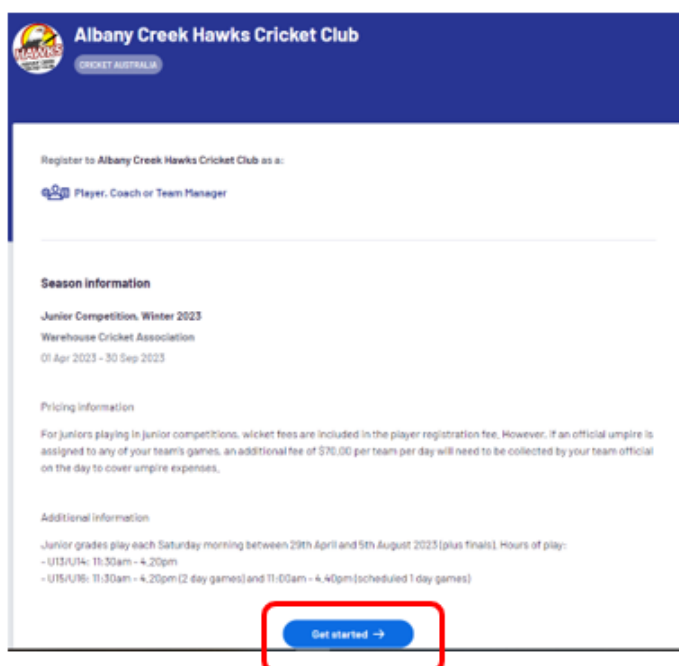
1. Click **Register** at the top of the page.



2. Click **Select** beside the competition you require, e.g. **Junior Competition**.



3. The **Season Information** page will display. Click **Get started** on the bottom of the page.



4. Continue entering the details on each page until you confirm the registration in the final page.